



Giro Sport Design
5550 Scotts Valley Drive
Scotts Valley, CA 95066

Sales and Customer Service
North America
1001 Innovation Road
Rantoul, IL 61866

Online Dealer Support:
www.actionsports-dealersupport.com
Dealer Tel. 800-776-5677
Credit Tel. 866-525-2357
Consumer Tel. 800-456-2355

Sales and Customer Service
EMEA / Asia
River House, St. Mary's Road
Newcastle West, County Limerick Ireland
Tel. +353-69-61544




GIRO

2017 GIRO CYCLING

GLOBAL





SCIENCE & SOUL

Throughout Giro's history, we've placed equal value on both Science and Soul.

We have an industry-leading test lab in our California headquarters with more than 50 test fixtures, several 3D printers and our own in-house wind tunnel. But the ride is equally important to any data report or CAD file:

it's how we cut loose, how we connect with our community, what we plan our time around. We believe it's the ultimate opportunity for physics, aesthetics and emotions to align into one beautiful experience.

Science is lifeless without Soul.



CINDER MIPS HELMET _ Matte White / Silver

CLASSIC COTTON CAP _ White / Black

MEN'S CHRONO SPORT SUBLIMATED JERSEY _ White Echelon

MEN'S CHRONO SL BASE LAYER _ Griffin

MEN'S CHRONO EXPERT BIB SHORT _ Black

SIV GLOVES _ White / Titanium Stripe

COMP RACER HIGH RISE SOCKS_ Black / White Echelon

FACTOR TECHLACE SHOES _ White / Black

CHRONO ARM WARMER_ Black

CHRONO KNEE WARMER _ Black

MEN'S ROAD



EMBER MIPS HELMET _ Bright Pink / Matte Black
PELTON CAP _ Black / Boxfish
WOMEN'S CHRONO EXPERT JERSEY _ Ultraviolet Boxfish
WOMEN'S CHRONO SL BASE LAYER _ Griffin
WOMEN'S CHRONO EXPERT HALTER BIB SHORT _ Ultraviolet Boxfish
JAG'ETTE GLOVES _ Ultraviolet / Bright Pink
HRC TEAM SOCKS _ Black / Dark Shadow
RAES TECHLACE SHOES _ Bright Pink / Black
CHRONO ARM WARMER _ Black
CHRONO KNEE WARMER _ Black

WOMEN'S ROAD



SWITCHBLADE MIPS HELMET _ Matte Lime / Black

BLOK MTB GOGGLE _ Lime

MEN'S ROUST JERSEY _ Lime Fade

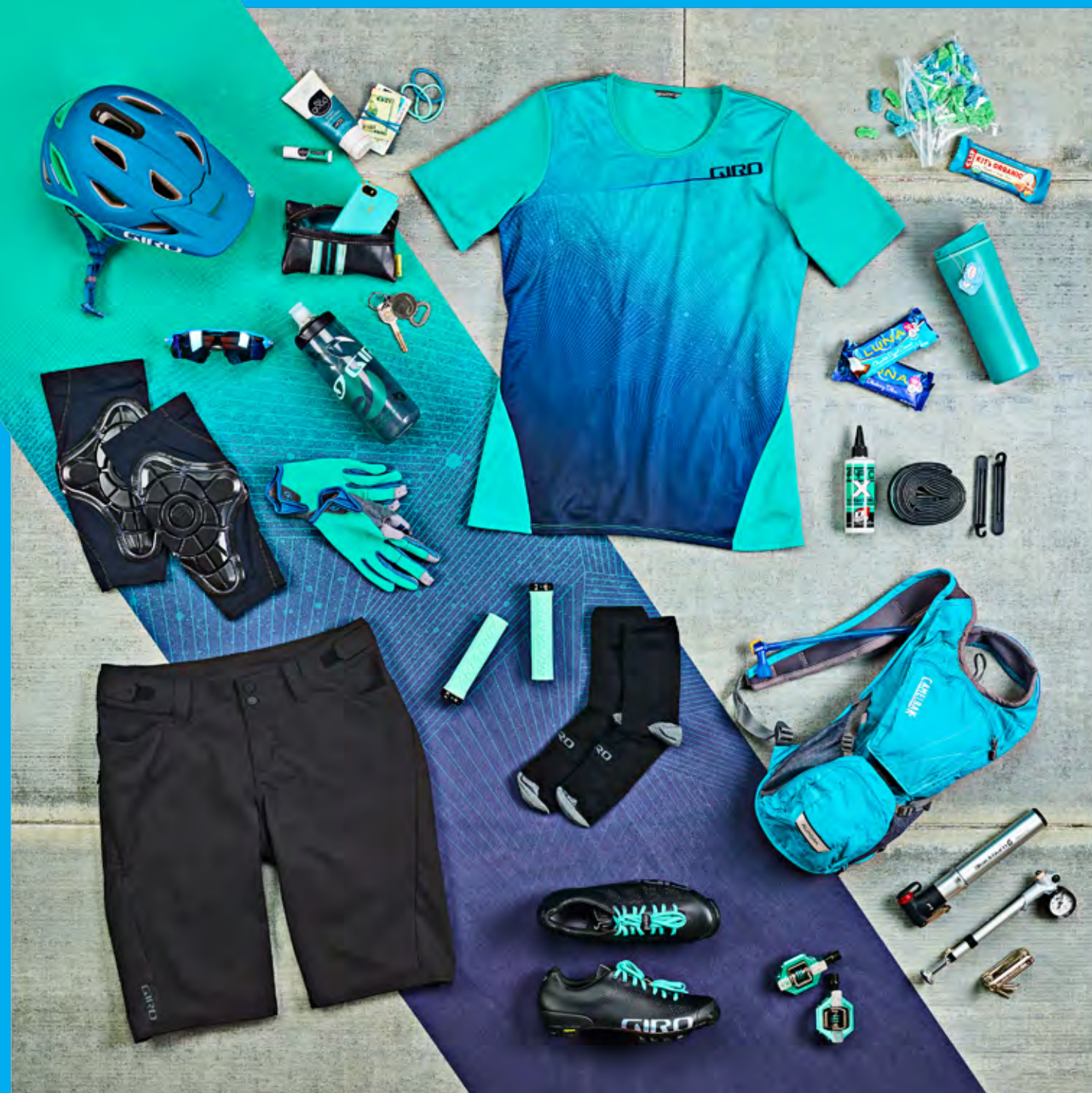
MEN'S HAVOC SHORT _ Dark Grey

REMEDY X2 GLOVES _ Mil Spec Olive / Black

HRC+MERINO SOCKS _ Bright Lime / Black

TERRADURO MID SHOES _ Dark Shadow / Black

MEN'S MTB



MONTARA MIPS HELMET _ Matte Blue Teal

WOMEN'S ROUST JERSEY _ Turquoise Fade

WOMEN'S ARC SHORT Black

LA DND GLOVES _ Turquoise / Blue Teal

HRc+MERINO SOCKS _ Black / Charcoal

EMPIRE W VR90 _ Black / Marble Galaxy

WOMEN'S MTB



Bike riding and rock-'n'-roll... In our world, few things match so perfectly, and few things in this world mean more to us. We're proud to call the good folks at Sub Pop Records our friends, and after talking about collaborating on limited edition product for nearly a decade, we're excited to finally introduce the Giro x Sub Pop Collection.

Since the Seattle-based record label was founded in 1988, Sub Pop has walked the fine line between being big, but not being corporate. "Not the best, but pretty good," in their words, Sub Pop put the "Grunge Movement" on the map and continues to produce a host of our favorite bands. Whether you're a fan of Nirvana, Iron and Wine, the Shins, or Wolf Parade, this limited edition product collection will keep you riding comfortably while sending a message that's pure counter-culture.

DND GLOVE

Sub Pop White / Orange / Black
XS: 7083030
S: 7083031
M: 7083032
L: 7083033
XL: 7083034
XXL: 7083035



CLASSIC COTTON CAP

Sub Pop Black / Orange
OS: 7082183



COMP RACER HIGHRISE SOCK

Sub Pop Orange / Charcoal
S: 7082184
M: 7082185
L: 7082186
XL: 7082187



FORAY MIPS HELMET

Black / White / Sub Pop
S: 7081954
M: 7081955
L: 7081956





BRADLEY WIGGINS – TEAM WIGGINS



RICHIE RUDE – YETI / FOX SHOX FACTORY RACE TEAM



ROHAN DENNIS – BMC RACING TEAM

GIRO ATHLETES & TEAMS

HELMETS



LINSEY CORBIN



CANYON / SRAM RACING



KURT SORGE

- ROAD

BMC Racing Team – USA

Canyon / SRAM Racing – Germany

Holowesko-Citadel Racing Team – USA

Hot Tubes Devo – USA

IAM Cycling Team – Switzerland

Katusha Cycling Team – Russia

Rad Racing Junior Cycling – USA

Team Wiggins – UK
- Juliana-SRAM Pro Team – USA

Kona – Canada

Kurt Sorge – Canada

Luna Pro Team – USA

Mitch Chubey – Canada

Paul Basagoitia – USA

Raleigh-Clement Pro Cycling – USA

René Wildhaber – Switzerland

RaboLiv MTB Team – Holland

Stockli MTB Team – Switzerland

Yannick Granieri – France

Yeti / Fox Shox Factory Race Team – USA
- DIRT

Adam Craig – USA

Anton Thelander – Sweden

BMC MTB Team – Switzerland

Cannondale-Cyclocrossworld – USA

Garett Buehler – Canada

Graham Agassiz – Canada

Greg Watts – USA
- TRI

Andreas Raelert – Germany

Leanda Cave – UK

Linsey Corbin – USA

Michael Raelert – Germany

Nils Frommhold – Germany



GRAHAM AGASSIZ



ALEXANDER KRISTOFF – KATUSHA CYCLING TEAM



SPENCER PAXSON – KONA ENDURANCE TEAM

FOOTWEAR

- ROAD

Alexis Vuillermoz – France

Bradley Wiggins – UK

Chris Jones – USA

Mathias Frank – Switzerland

Talyor Phinney – USA
- Graham Agassiz – Canada

Greg Watts – USA

Kona – USA

Kurt Sorge – Canada

Mitch Chubey – Canada

Paul Basagoitia – USA

Raleigh-Clement Pro Cycling – USA

René Wildhaber – Switzerland

Team Stockli – Switzerland

Yannick Granieri – France
- DIRT

Aaron Gwin – USA

Adam Craig – USA

Garett Buehler – Canada

A full-page background image showing three mountain bikers on a dirt trail in a forest. The biker in the foreground is wearing a bright green helmet and a blue frame. Two other bikers are further up the trail; one is wearing a red helmet and orange shorts, and the other is wearing a black helmet and pink shorts. The trail is surrounded by dense green foliage and trees.


GIRO CYCLING HELMETS

2017 GIRO SPORT DESIGN

ROHAN DENNIS
BMC RACING TEAM

2017 GIRO CYCLING HELMETS

AEROHEAD



Aerohead Ultimate MIPS
Giro.com/Aerohead

RECORD
SETTING
SPEED



TIFFANY CROMWELL
CANYON//SRAM RACING

Giro pioneered the aerodynamic helmet category with the original Advantage in 1985, and now we are redefining it with the Aerohead Ultimate MIPS – our fastest time trial helmet ever. We leveraged every resource available to create a helmet that tops the podium in speed, weight, style and comfort.

AEROHEAD

This helmet is so fast that the first time the Aerohead was used in competition – at the 2015 Tour de France prologue – Rohan Dennis of the BMC Racing Team rode the fastest average speed in the race's history. But that's not the only record set with Aerohead. Tom Bohli of the BMC Racing Team smashed the opening time trial at the 2016 3 Days of West Flanders, crossing the line with the fastest time ever recorded at the event. And at the 2016 Tirreno-Adriatico, the BMC Racing Team rode the fastest team time trial in the history of this race. That's three speed records set before this helmet was even commercialized.

The Aerohead Ultimate MIPS is the fastest helmet ever made by Giro, built so that you can go faster than ever before.



- ① **TEXTREME® CARBON FIBER SHELL** — a stronger, stiffer material provides a slimmer shape with less frontal area
- ② **INTERNAL CHANNELING AND ROC LOC® AIR FIT SYSTEM** — enhanced stability and ventilation
- ③ **MIPS TECHNOLOGY** — provides more protection in certain impacts
- ④ **HYDROPHILIC, ANTI-MICROBIAL BROW PAD** — Absorbs 10-times its weight in sweat
- ⑤ **ZEISS OPTICS WRAP-AROUND EYE SHIELD** — provides remarkable clarity, with magnetic attachments

Aerohead Ultimate MIPS
Giro.com/Aerohead

RECORD SETTING SPEED

CODY KELLY
YETI / FOX SHOX FACTORY RACE TEAM

2017 GIRO CYCLING HELMETS

SWITCHBLADE



Switchblade MIPS

**BUILT
FOR THE
DOWN**




RICHIE RUDE
YETI/FOX SHOX FACTORY RACE TEAM

In 1998, Giro created the first mainstream mountain bike helmet with a removable chin bar – it was called Switchblade. In the years that followed we've seen many options come and go, all based on the same premise of taking a cross country-style helmet and adding a chin bar. The new Switchblade MIPS bucks that trend completely. Instead of taking a cross-country helmet and adding a chin bar, we've done precisely the opposite. Everything about the Switchblade is optimized for the descent.

SWITCHBLADE

This is the most complex helmet Giro has ever created. In order to achieve ASTM downhill certification with a rigid, removable chinbar, we leveraged stainless steel hardware and a series of internal anchors molded directly into the EPS foam. The chinbar is easy to remove—just push the buttons under the chinbar, rotate up, and remove—and it's just as easy to reinstall. The Roc Loc® Air DH fit system combines excellent cooling power with a robust dial featuring a bumper to prevent accidental adjustments if your helmet contacts your backpack or neck brace. When the chinbar is removed, Wind Tunnel Cheek Pad ventilation allows air to flow from the front of the helmet, over the ears and exhaust out of the back. Additionally, hydrophilic padding keeps this helmet comfortable while absorbing up to 10-times more sweat.

Welcome to a new era in aggressive trail riding with Switchblade MIPS—the first removable chinbar helmet built for the down.



Switchblade MIPS

- ① **P.O.V. PLUS™ VISOR** – allows you to lift the visor and place your goggles on the front of the helmet
- ② **MIPS® TECHNOLOGY** – provides more protection in certain impacts
- ③ **ROC LOC® AIR DH SYSTEM** – enhanced stability and ventilation while preventing accidental adjustments if your helmet contacts your backpack or neck brace
- ④ **REMOVABLE CHINBAR** – easy to remove and reinstall while wearing the helmet
- ⑤ **WIND TUNNEL CHEEK PAD VENTILATION** – extra cooling power when the chinbar is removed

BUILT FOR THE DOWN

CINDER MIPS & EMBER MIPS

HEAVY ON FEATURES, LIGHT ON WEIGHT

The Cinder MIPS and women's Ember MIPS provide the style and performance you demand—all at an incredible value.


Avid road riders demand helmets that are comfortable, lightweight, and packed with performance—and with the Cinder™ MIPS and women's Ember™ MIPS, you get all that and more in an affordable package. Their compact shape features a sleek design that feels fast on the road, with Wind Tunnel ventilation and internal channeling to keep you cool. They're outfitted with Air-FX padding, which has great wicking properties to draw moisture away from your skin, offering comfort on even your longest rides. The Roc Loc® 5 fit system allows you to easily dial-in fit and adjust vertical position with a single hand, offering comfort and convenience with a secure feel. This helmet also features the MIPS Multi-directional Impact Protection System, which redirects impact energy to provide more protection in certain impacts.



Cinder MIPS



Ember MIPS



CHRONICLE MIPS & CARTELLE MIPS

ESSENTIAL TRAIL PERFORMANCE

The Chronicle MIPS and women's Cartelle MIPS provide all the essentials needed to hit the trail with confidence and style.

Today's trail riders demand more from their mountain bike helmets: more coverage, better ventilation and the ability to work seamlessly with goggles or eyewear. We designed the Chronicle™ MIPS and women's Cartelle™ MIPS with these needs in mind, and wrapped these features into a sleek shape at a smart price. These helmets boast a compact shape that still provides deep, confident coverage; with Wind Tunnel ventilation and internal channeling to keep you cool. These helmets come equipped with extra plush Coolmax padding, which provides all-day comfort and great wicking properties. The Roc Loc® 5 fit system allows you to easily dial-in fit and adjust vertical position with a single hand, offering comfort and convenience with a secure feel. The Chronicle MIPS and Cartelle MIPS are designed to work seamlessly with goggles or eyewear, and the P.O.V. Plus™ visor allows you to lift the visor and place your goggles on the front of the helmet. These helmets also feature the MIPS Multi-directional Impact Protection System, which redirects impact energy to provide more protection in certain impacts.



Chronicle MIPS



Cartelle MIPS





Bexley MIPS

BEXLEY MIPS

THE CITY NEVER SLEEPS

The Bexley™ MIPS is our top tier urban helmet including all the features you'd expect in a premium helmet—plus a few more. The compact shape of the Bexley MIPS creates attractive style while still providing extended coverage, and the plush, antimicrobial padding keeps you comfortable. A retractable and replaceable shield protects your eyes from wind and glare, especially during higher speed commutes on an e-bike. The integrated rear light is designed so that you don't even know it's there when it's off—but turning the light on makes the entire back panel of the helmet glow for substantially increased visibility on the road. Roc Loc® Air provides superior fit and ventilation, and four large vents are easily adjustable on the fly. Add the cozy ear pads and Bexley is supremely comfortable, even in inclement weather. The Bexley is equipped with the MIPS system to redirect impact energy, which can provide more protection in certain impacts.



Disciple MIPS

DISCIPLE MIPS

JUMPING AHEAD

The Disciple™ MIPS is the helmet of choice among our most aggressive riders, and it's at home at events like the Fest Series or Redbull Rampage. It is built around the ASTM-1952 DH Standard to meet the demands of freeride, downhill and enduro, with a fiberglass shell, plush interior padding, and vented brow ports for comfort. Vinyl Nitrile padding along the jaw line contributes to impact management in this critical area, and the integrated, breakaway P.O.V.™ camera mount plus built-in speaker pockets let you dial in your sound and images. It is equipped with the MIPS system to redirect impact energy, which can provide more protection in certain impacts. Altogether it's an impressive option for a new era of riding.



ROC LOC SPORT



In 1994, Giro pioneered the use of fit systems in cycling helmets with the first Roc Loc® design. Fit systems allow you to tailor the helmet's fit to your head, providing increased stability and comfort. We continue to innovate new Roc Loc® systems not only for premium products, but for sport and recreation helmets too—and we're proud to introduce the new Roc Loc® Sport fit system. Roc Loc® Sport offers a 7cm adjustment range with easy one-handed operation. Its confident clicking feel and sound lets riders know that the helmet is adjusting as they find a comfortable fit. With comfort similar to Roc Loc® 5 and ponytail compatibility, the new Roc Loc® Sport fit system brings premium function to sport level helmets.

The following helmets now feature Roc Loc® Sport:

Revel / Revel MIPS
Trinity / Trinity MIPS
Verona / Verona MIPS
Bishop / Bishop MIPS
Raze / Raze MIPS

TRI GLIDE

Sometimes the little things make all the difference, and that's why we've redesigned our helmet webbing adjusters. The new Triglidge helps helmet webbing lie flat against your face, which not only improves comfort, but also cuts down on wind noise and improves aerodynamics, as proven by our wind tunnel testing. The Triglidge is extremely easy to adjust, and once it's in the right position, it stays there. Just set it and forget it. All helmets in our 2017 collection feature the new Triglidge—a little thing that results in big improvements.





GIRO AERO HELMETS

2017 GIRO SPORT DESIGN



FEATURES:

- TeXtreme® carbon fiber shell
- Super Fit™ Engineering
- Eye shield made by ZEISS® Optics
- Magnetic lens anchor attachment
- Hydrophilic, X-Static® anti-microbial padding
- Includes helmet pod for traveling and second clear shield
- MIPS equipped

CONSTRUCTION:

Hybrid construction TeXtreme® carbon fiber shell with in-molded EPS liner

FIT SYSTEM:

Roc Loc® Air

VENTILATION:

- Vented shield
- Over-brow ventilation
- Internal channeling

SUPER FIT™ SIZES:

- S 20" – 21.75" / 51 – 55cm
- M 21.75" – 23.25" / 55 – 59cm
- L 23.25" – 24.75" / 59 – 63cm



AEROHEAD ULTIMATE MIPS

RECORD SETTING SPEED

Giro pioneered the aerodynamic helmet category with the original Advantage in 1985, and now we are redefining it with the new Aerohead™ Ultimate MIPS. It boasts the most aerodynamically-efficient profile we've ever created, making it your fastest option when every split-second counts. The shell is constructed with TeXtreme® carbon fiber, an advanced material that is lighter and stronger than other carbon composites. The ZEISS Optics wrap-around eye shield offers remarkable clarity and field of view, and a magnetic anchor attachment keeps the eye shield secure, yet allows easy removal and storage in the "flipped up" position. The helmet is outfitted with a hydrophilic, anti-microbial brow pad that can absorb up to ten-times the amount of sweat as standard urethane padding, and it is equipped with the MIPS system to redirect impact energy, providing more protection in certain impacts.



Matte Black /
Gloss Black



Matte White / Silver



FEATURES:

- Polycarbonate shell
- Super Fit™ Engineering
- Eye shield made by ZEISS® Optics
- Magnetic lens anchor attachment
- MIPS equipped

CONSTRUCTION:

In-mold polycarbonate shell with EPS liner

FIT SYSTEM:

Roc Loc® Air

VENTILATION:

- Vented shield
- Over-brow ventilation
- 4 Wind Tunnel™ vents with internal channeling

SUPER FIT™ SIZES:

- S 20" – 21.75" / 51 – 55cm
- M 21.75" – 23.25" / 55 – 59cm
- L 23.25" – 24.75" / 59 – 63cm



AEROHEAD MIPS

BEAT THE CLOCK AND STAY COOL

The Aerohead™ MIPS is for triathletes and time-trialists who demand a balance of aerodynamics and cooling power. It features an aerodynamically efficient profile, constructed with a lightweight polycarbonate shell. The Wind Tunnel™ ventilation and internal channeling keeps you cool when the competition heats up. The Aerohead™ MIPS features a unique wraparound eye shield that offers an unblocked field of view and unrivaled clarity. A magnetic anchor attachment keeps the shield secure, yet easy to remove and store in the "flipped up" position, making for quick transitions to the bike. It is equipped with the MIPS system to redirect impact energy, which can provide more protection in certain impacts.



Matte Black / Titanium



Matte White / Silver



Matte Black / Vermillion




Matte White /
Turquoise / Vermillion



AIR ATTACK SHIELD

BUILT FOR SPEED

The Air Attack™ Shield offers aerodynamic efficiency to help you win the sprint finish, with strong cooling power to keep you comfortable along the way. The magnetically fastened ZEISS® optical shield provides wraparound eye protection with exceptional optical clarity, and it's easy to flip up or remove with one hand when appropriate. And with the enhanced airflow and exceptional fit of the Roc Loc® Air system, you don't have to sacrifice comfort or cooling power to get the benefits of an aero helmet.



FEATURES:

- ZEISS® Optical Shield with magnetic attachment
- Removable X-Static® comfort padding
- Featherweight webbing with Slimline™ buckle
- Ponytail compatible

CONSTRUCTION:

- In-mold polycarbonate shell with EPS liner

FIT SYSTEM:

- Roc Loc® Air

VENTILATION:

- 6 vents with internal channeling

SUPER FIT™ SIZES:

- S 20" – 21.75" / 51 – 55cm
- M 21.75" – 23.25" / 55 – 59cm
- L 23.25" – 24.75" / 59 – 63cm

GIRO ROAD HELMETS

2017 GIRO SPORT DESIGN



Alexander Kristoff - Katusha Cycling Team - Synthe Helmet



SYNTHE

FASTER IS COOLER

The Synthe™ is the pinnacle of road helmet design, combining the performance gains of an aerodynamic profile and light weight with great cooling power to enhance rider comfort and efficiency in road rides and races. The compact form slips through the air with ease across multiple yaw and head angles, and offers greater cooling power than the Aeon.™ Key features include the Roc Loc® Air fit system with 2-way fit tuning and Aero Mesh Panels with a dedicated port for securely docking sunglasses as you ride. Synthe MIPS models are available with the Multi-Directional Impact Protection System. We believe MIPS can redirect energy and provide more protection in certain impacts.

FEATURES:

- Featherweight webbing with Slimline™ buckle
- Ponytail compatible
- MIPS equipped (optional)

CONSTRUCTION:

- In-mold polycarbonate shell with EPS liner
- Thermoformed SL Roll Cage™ reinforcement

FIT SYSTEM:



Roc Loc® Air

VENTILATION:



26 Wind Tunnel™ vents with internal channeling

SUPER FIT™ SIZES:



- S 20" – 21.75" / 51 – 55cm
- M 21.75" – 23.25" / 55 – 59cm
- L 23.25" – 24.75" / 59 – 63cm





Matte Black





Matte White / Silver





Matte Titanium / Silver





Bright Red / Matte Black





Matte Vermillion / Charcoal





Matte Black / Blue / Purple




Matte Black / Bright Pink




Matte White / Turquoise / Vermillion




White / Highlight Yellow




Matte Black




Matte White / Silver



Bright Red / Matte Black



Matte White / Turquoise / Vermillion



Highlight Yellow / White



AEON

GET MORE, AND LESS

If you want a cool and comfortable helmet, and the lightest helmet in our road line – then you want the Aeon™. We relentlessly optimized every one of our best features including the shape of the helmet itself, to reduce weight by 28 percent compared with the Aeon's predecessor. We also sculpted massive vents with interior channeling for impressive cooling power, and integrated the full adjustability and comfort of a Roc Loc® 5 fit system for a secure, luxurious fit.

FEATURES:

- X-Static® padding
- Featherweight webbing with Slimline™ buckle
- Ponytail compatible

CONSTRUCTION:

- In-mold polycarbonate shell with EPS liner
- Thermoformed SL Roll Cage™ reinforcement

FIT SYSTEM:


Roc Loc® 5

VENTILATION:

24 Wind Tunnel™ vents with internal channeling

SUPER FIT™ SIZES:

- S 20" – 21.75" / 51 – 55cm
- M 21.75" – 23.25" / 55 – 59cm
- L 23.25" – 24.75" / 59 – 63cm



Matte Black



Matte White / Silver



Matte Titanium Fade



Matte Black / Bright Red



Matte Flame / Vermillion Fade



Matte Black / Blue / Purple



Highlight Yellow



ASPECT

PERFORMANCE UNDER THE HOOD

The Aspect™ helmet is a fully evolved helmet design that challenges convention. The sleek, simple exterior form belies the top-level performance “under the hood.” With details like the Roc Loc® Air fit system, the Aspect offers a secure, comfortable fit while increasing airflow inside the helmet. Other subtle amenities include soft Heathered webbing, Ultrasuede® interior and chin strap padding, and a built-in cloth visor to keep the sun (or rain) at bay.



Matte Black

Matte Glacier Grey

Matte Titanium

Gloss Vermillion

FEATURES:

- Removable soft visor
- Ultrasuede® padding and chin strap pad
- Ponytail compatible

CONSTRUCTION:

- In-mold polycarbonate shell with EPS liner
- Molded plastic or brushed aluminum side panels
- Roll Cage™ internal reinforcement

FIT SYSTEM:

- Roc Loc® Air

VENTILATION:

- 19 Wind Tunnel™ vents with internal channeling

SUPER FIT™ SIZES:

- S 20" – 21.75" / 51 – 55cm
- M 21.75" – 23.25" / 55 – 59cm
- L 23.25" – 24.75" / 59 – 63cm



CINDER MIPS

HEAVY ON FEATURES, LIGHT ON WEIGHT

The Cinder™ MIPS provides all the features an avid road rider wants in a lightweight package. The design is inspired by the classic aesthetic of our premium Synthe™ helmet, offering similar performance and style. Key features include the Roc Loc® 5 fit system, which allows you to easily dial-in both fit tension and adjust vertical position with a single hand. Air-FX padding offers comfort on your longest rides, and the helmet is equipped with MIPS to redirect impact energy, providing more protection in certain impacts.



Matte Black / Charcoal

Matte White / Silver

Matte Titanium

Matte Black / Bright Red

Matte Black / Blue / Purple



Highlight Yellow



FEATURES:

- Compact shape
- Air-FX padding
- Ponytail compatible
- MIPS equipped

CONSTRUCTION:

- In-mold polycarbonate shell with EPS liner
- Thermoformed SL Roll Cage™ reinforcement

FIT SYSTEM:

- Roc Loc® 5

VENTILATION:

- 26 Wind Tunnel™ vents with internal channeling

SUPER FIT™ SIZES:

- S 20" – 21.75" / 51 – 55cm
- M 21.75" – 23.25" / 55 – 59cm
- L 23.25" – 24.75" / 59 – 63cm



SAVANT

UNMATCHED AND AUTHENTIC

The Savant™ offers authentic race-inspired style and performance with a plush, comfortable fit that's ready to go the distance. The slim design combines great ventilation from 25 Wind Tunnel™ vents, with the secure feel and convenience of the adjustable Roc Loc® 5 fit and stability system. And with the light weight and durability of In-Mold™ construction, it won't weigh you down. Savant MIPS models are available with the Multi-Directional Impact Protection System. We believe MIPS can redirect energy and provide more protection in certain impacts.



Matte Black / White Matte White / Black Bright Red / Black Matte Vermillion / Flame Fade Matte Black / White



Matte White / Black Matte Titanium / White Black / Bright Red Matte Vermillion / Flame Fade Highlight Yellow

FEATURES:

- Coolmax padding
- Classic road styling
- MIPS equipped (optional)

CONSTRUCTION:

In-mold polycarbonate shell with EPS liner

FIT SYSTEM:

Roc Loc® 5

VENTILATION:

25 Wind Tunnel™ vents with internal channeling

SUPER FIT™ SIZES:

- S 20" – 21.75" / 51 – 55cm
- M 21.75" – 23.25" / 55 – 59cm
- L 23.25" – 24.75" / 59 – 63cm
- XL 24" – 25.5" / 61 – 65cm



FORAY

SLEEK AND STYLISH

The Foray™ drafts off the bold design language of our premium Synthe™ helmet, and offers many of our key features including durable in-mold construction and the Roc Loc® 5 fit system with two-way fit adjustment. The slim design is very light, offers great ventilation and is available in three Super Fit™ sizes so that you can get a helmet that looks, fits and feels like it was made for you. MIPS models are available with the Multi-Directional Impact Protection System. We believe MIPS can redirect energy and provide more protection in certain impacts.

FEATURES:

- Streamlined design
- Coolmax padding
- MIPS equipped (optional)

CONSTRUCTION:

In-mold polycarbonate shell with EPS liner

FIT SYSTEM:

Roc Loc® 5

VENTILATION:

21 vents

SUPER FIT™ SIZES:

- S 20" – 21.75" / 51 – 55cm
- M 21.75" – 23.25" / 55 – 59cm
- L 23.25" – 24.75" / 59 – 63cm



Matte Black / White Matte White / Silver Matte Titanium / White Bright Red / White / Black Matte Black / Vermillion Black / Blue / Purple Highlight Yellow



Matte Black / White Matte White / Silver Matte Titanium / Silver Bright Red / White / Black Matte Black / Vermillion Black / Blue / Purple Highlight Yellow Black / White / Sub Pop



GIRO DIRT HELMETS

2017 GIRO SPORT DESIGN



Richie Rude – Yeti / Fox Shox Factory Race Team

2017 GIRO CYCLING HELMETS



FEATURES:

- Removable chinbar
- P.O.V. Plus™ visor
- Spare visor with camera mount
- Hydrophilic, X-Static anti-microbial padding
- Certified to CPSC, EN-1078 and ASTM-1952-DH with & without chinbar
- MIPS equipped

CONSTRUCTION:

- In-mold construction

FIT SYSTEM:

- Roc Loc® Air DH system

VENTILATION:

- 20 vents with internal channeling
- Wind Tunnel cheek pad ventilation

SUPER FIT™ SIZES:

- S 20" – 21.75" / 51 – 55cm
- M 21.75" – 23.25" / 55 – 59cm
- L 23.25" – 24.75" / 59 – 63cm



Matte Black / Gloss Black



Matte White / Grey



Matte Vermillion / Purple



Matte Olive



Matte Lime / Black



Matte Dark Slate / Maroon



Removable Chinbar



DISCIPLE MIPS

JUMPING AHEAD

The Disciple MIPS™ is built around the ASTM-1952 DH Standard to meet the demands of freeride, downhill and enduro. It has a fiberglass shell, plush interior padding, and vented brow ports for comfort. Vinyl Nitrile padding along the jaw line contributes to impact management in this critical area, and the integrated, breakaway P.O.V.™ camera mount plus built-in speaker pockets let you dial in your sound and images. It is equipped with the MIPS system to redirect impact energy, which can provide more protection in certain impacts. Altogether it's an impressive option for a new era of riding.



Matte Black / Gloss Black Matte Grey / Turquoise Matte Titanium / Flame Matte Vermillion / Flame / Purple Matte Olive / Bronze



Matte Black / Mountain Sea

FEATURES:

- Integrated P.O.V.™ camera mount
- Tool-free, bolt-on visor
- Channeled ventilation at brow line
- Emergency removable cheek pads
- X-Static® anti-microbial padding
- D-ring buckle
- Tuneups™ audio speaker compatible
- O-Snap™ audio cable management
- Meets ATSM 1952 standard
- MIPS equipped
- MIPS-specific padding

CONSTRUCTION:

- Fiberglass shell with EPS liner
- Custom injected gasket trim
- Vinyl Nitrile-lined chinbar

FIT SYSTEM:

- Fit Kit™ Padding (aftermarket pad kits available)

VENTILATION:

- 14 vents with internal channeling

SUPER FIT™ SIZES:

- XS 20" – 20.75" / 51 – 53cm
- S 21.25" – 22" / 54 – 56cm
- M 22.5" – 23.25" / 57 – 59cm
- L 23.5" – 24.75" / 60 – 63cm



BLOK MTB GOGGLE

SIGHT YOUR LINE

The Blok™ MTB goggle utilizes a frame designed around our Expansion View Technology (EXV) delivering an exceptional field of view with clear, sharp optics and a tear-off compatible polycarbonate lens. The fit is comfortable and stable too, so you can focus on your lines without distraction.



Matte Black Matte Vermillion / Purple Matte Olive Matte Lime / Black Matte Maroon / Dark Slate

FEATURES:

- Expansion View Technology (EXV)
- Double layer face foam with micro fleece facing
- Anti-fog coating
- Helmet-compatible design
- Double silicone-backed strap

LENS:

- True Sight™ polycarbonate
- Tear-off compatible
- Spare clear lens included
- 10-pack of tear-offs included

FRAME FIT:

- Adult EXV



MONTARO MIPS

BIG MOUNTAIN ADVENTURE

From long climbs to rowdy, technical descents, the Montaro™ MIPS helmet inspires your ride no matter where the trail takes you. Its compact shape offers deep, confident coverage, and the Roc Loc® Air fit system boosts ventilation while improving fit. In addition to this helmet's already impressive cooling power, it's outfitted with hydrophilic, anti-microbial pads that can absorb up to ten-times their weight in sweat. We designed the Montaro MIPS to have full goggle integration, with strap grippers on the back of the helmet, and a P.O.V. Plus™ visor that allows you to lift the visor and place your goggles on the front of the helmet. Yet another great feature is the full camera mount integration – a clever break-away interface for your favorite light or camera.



Matte Black / Gloss Black Matte White / Lime Matte Titanium / Flame Matte Vermillion Matte Olive



Matte Black Riptide Matte Blue / Lime

FEATURES:

- P.O.V. Plus™ visor adjustment
- Hydrophilic, X-Static® anti-microbial padding
- Full camera mount integration with breakaway feature
- Full goggle integration with strap grippers
- MIPS equipped

CONSTRUCTION:

- Full wrap in-mold
- In-mold polycarbonate shell with EPS liner
- Roll Cage™ reinforcement

FIT SYSTEM:

- Roc Loc® Air

VENTILATION:

- 16 vents with internal channeling

SUPER FIT™ SIZES:

- S 20" – 21.75" / 51 – 55cm
- M 21.75" – 23.25" / 55 – 59cm
- L 23.25" – 24.75" / 59 – 63cm
- XL 24" – 25.5" / 61 – 65cm



FATHOM

DO IT ALL AND DO IT IN STYLE

If you ride everything and need cool comfort and performance – whether you're on the open road or your favorite singletrack – the Fathom™ is a great choice. This helmet is a twin to our legendary Atmos™ II, a breakthrough helmet with a clever internal reinforcement structure that allows great ventilation without compromising the helmet's integrity. The key difference is that the Fathom includes a sleek, removable visor. With the added comfort and security of the two-way adjustable Roc Loc® 5 fit system, the Fathom is equally comfortable on rough trails or on smooth pavement.



Matte Black / Gloss Black Matte White / Black Bright Red / Black Matte Vermillion

FEATURES:

- Removable visor
- Quick Dry, Air FX padding
- Ponytail compatible

CONSTRUCTION:

- In-mold polycarbonate shell with EPS liner
- Thermoformed SL Roll Cage™ reinforcement

FIT SYSTEM:

- Roc Loc® 5

VENTILATION:

- 23 Wind Tunnel™ vents with internal channeling

SUPER FIT™ SIZES:

- S 20" – 21.75" / 51 – 55cm
- M 21.75" – 23.25" / 55 – 59cm
- L 23.25" – 24.75" / 59 – 63cm



CHRONICLE MIPS

ESSENTIAL TRAIL PERFORMANCE

When your trail rides include technical descents and challenging climbs, the Chronicle™ MIPS provides all the essential performance and protection you need in an affordable package. It drafts off the design language of our premium Montaro™ MIPS helmet, and offers many of our key features. Its compact shape provides deep, confident coverage, and the Roc Loc® 5 fit system allows you to easily dial-in both fit tension and adjust vertical position with a single hand. The Chronicle MIPS is designed for goggle compatibility, and the P.O.V. Plus™ visor allows you to lift the visor and place your goggles on the front of the helmet. The Coolmax padding has great wicking properties, and it's extra plush to provide all-day comfort on the trail. The helmet was designed with MIPS, which redirects impact energy to provide more protection in certain impacts.



Matte Black / Gloss Black Matte Grey Matte Vermillion Matte Olive Matte Lime / Black



Matte Blue

FEATURES:

- Deep coverage
- P.O.V. Plus™ visor
- Extra plush Coolmax padding
- MIPS equipped

CONSTRUCTION:

In-mold polycarbonate shell with EPS liner

FIT SYSTEM:

Roc Loc® 5

VENTILATION:

14 Wind Tunnel™ vents with internal channeling

SUPER FIT™ SIZES:

- S 20" – 21.75" / 51 – 55cm
- M 21.75" – 23.25" / 55 – 59cm
- L 23.25" – 24.75" / 59 – 63cm





TIMBERWOLF

NEVER CAGED

Freezing air and falling snow won't keep you stuck inside. Whether commuting year round or riding powdery backwoods singletrack, the Timberwolf™ is the helmet for your coldest rides. The Timberwolf leverages Giro's industry-leading snow helmet design to keep you warm and comfortable in spite of winter's chill. This light, low-profile helmet is loaded with features, including Stack Vent™ technology to help reduce goggle fogging, an In Form fit system (for easy adjustment with gloved hands), plus on-the-fly adjustable Thermostat Control™ ventilation. And with a brushed fleece liner and removable ear pads, you'll be comfortably covered for any winter adventure.



Matte Black



Matte Mil Spec Olive



Matte Flame

FEATURES:

- Seamless compatibility with eyewear and Giro goggles
- Brushed fleece liner
- Removable ear pads
- Goggle Notch with retainer clip

CONSTRUCTION:

- In-mold construction with EPS foam liner

FIT SYSTEM:

- In Form™ Fit system with ergonomic adjustment dial and vertical tuning feature

VENTILATION:

- Thermostat Control on-the-fly adjustable ventilation
- Stack Ventilation across brow

SUPER FIT™ SIZES:

- S 20" – 21.75" / 51 – 55cm
- M 21.75" – 23.25" / 55 – 59cm
- L 23.25" – 24.75" / 59 – 63cm



HEX

READY FOR ADVENTURE

The Hex™ combines rugged style and durability with the coverage and ventilation you want on the trail. It's stocked with all the features you need for a day on the dirt, including the comfort and stability of Roc Loc® 5 and our patented P.O.V.™ visor that doesn't require any tools for adjustment.



Matte Black



Matte White / Lime



Matte Titanium / Flame



Matte Vermillion / Flame



Matte Purple / Bright Pink



Matte Blue / Lime

FEATURES:

- P.O.V.™ visor w/15° vertical adjustment

CONSTRUCTION:

- In-mold polycarbonate shell with EPS liner

FIT SYSTEM:

- Roc Loc® 5

VENTILATION:

- 24 Wind Tunnel™ vents with internal channeling

SUPER FIT™ SIZES:

- S 20" – 21.75" / 51 – 55cm
- M 21.75" – 23.25" / 55 – 59cm
- L 23.25" – 24.75" / 59 – 63cm
- XL 24" – 25.5" / 61 – 65cm



SECTION

LIGHTEN UP

The Section™ takes the classic skate-style helmet to a new, lighter dimension. Starting with a straight-ahead low-profile shape, we ditched the traditional ABS hardshell and went with a polycarbonate shell permanently fused to the liner using In-Mold technology, which cuts the weight of the helmet while improving durability. And with three sizes available and a range of vibrant colors, there's a Section™ to suit almost any size, taste or preference.



Matte Black

Matte Lime

Matte Vermillion

Matte Blue

FEATURES:

Lighter weight than traditional designs

CONSTRUCTION:

In-mold polycarbonate shell with EPS liner

FIT SYSTEM:

Fit Kit™ Padding

VENTILATION:

8 vents

SUPER FIT™ SIZES:

S 20" – 21.75" / 51 – 55cm

M 21.75" – 23.25" / 55 – 59cm

L 23.25" – 24.75" / 59 – 63cm



FEATURES:

Dial fit system

MIPS equipped (optional)

CONSTRUCTION:

ABS shell with EPS liner

FIT SYSTEM:

Roc Loc® Vert

VENTILATION:

9 vents

SUPER FIT™ SIZES:

S 20" – 21.75" / 51 – 55cm

M 21.75" – 23.25" / 55 – 59cm

L 23.25" – 24.75" / 59 – 63cm

QUARTER FS

DOWN AND DIRTY

The Quarter™ is one of the lowest-profile helmets we've ever made, and it's also the lightest we've made with an ABS shell. The essentials are here – an EPS liner for impact management, a tough outer shell, riveted webbing anchors and plush, sweat absorbent pads for long lasting comfort. Another standout feature – the Roc Loc® Vert dial fit system allows you to easily adjust the helmet for a secure and stable fit. Available in a bunch of great colors and three Super Fit™ sizes. Quarter FS MIPS models are available with the Multi-Directional Impact Protection System. We believe MIPS can redirect energy and provide more protection in certain impacts.



Matte Black

Matte Vermillion

Matte Blue Teal

Matte Black

Matte Grey



Matte Vermillion

Matte Turquoise

Matte Blue Teal

GIRO WOMEN'S HELMETS

2017 GIRO SPORT DESIGN





EMBER MIPS

A BLEND OF STYLE AND PERFORMANCE

The Ember™ MIPS provides all the features an avid road rider wants in a lightweight package. The design is inspired by the classic aesthetic of our premium Synthe™ helmet, offering similar performance and style. Key features include the Roc Loc® 5 fit system, which allows you to easily dial-in both fit tension and adjust vertical position with a single hand. Air-FX padding offers comfort on your longest rides, and the helmet is equipped with MIPS to redirect impact energy, providing more protection in certain impacts. With graphic options that coordinate with the Giro women's road collection, the Ember MIPS is the pinnacle of style on the road.



Matte Black / Bright Pink Titanium Rio Matte White / Turquoise / Vermillion Bright Pink / Matte Black

FEATURES:

- Women's Series™
- Compact shape
- Air-FX padding
- Ponytail compatible
- MIPS equipped

CONSTRUCTION:

- In-mold polycarbonate shell with EPS liner
- Thermoformed SL Roll Cage™ reinforcement

FIT SYSTEM:

- Roc Loc® 5

VENTILATION:

- 26 Wind Tunnel™ vents with internal channeling

SUPER FIT™ SIZES:

- S 20" – 21.75" / 51 – 55cm
- M 21.75" – 23.25" / 55 – 59cm



SONNET

IN RHYTHM WITH THE ROAD

The Sonnet™ is a favorite in our Women's Series collection, offering acclaimed fit and performance for riders who enjoy great routes as much as a swift pace. The slim shape offers great ventilation thanks to 25 Wind Tunnel™ vents and the comfortable convenience of the adjustable Roc Loc® 5 fit system. And with the light weight and durability of In-Mold construction, it won't weigh you down. Sonnet MIPS models are available with the Multi-Directional Impact Protection System. We believe MIPS can redirect energy and provide more protection in certain impacts.



Matte Black / Bright Pink Matte White / Turquoise / Vermillion Purple / Blue Matte Black / Bright Pink Matte White / Turquoise / Vermillion



Matte Titanium Rio Purple / Blue

FEATURES:

- Women's Series™
- Ponytail compatible
- MIPS equipped (optional)

CONSTRUCTION:

- In-mold polycarbonate shell with EPS liner

FIT SYSTEM:

- Roc Loc® 5

VENTILATION:

- 25 Wind Tunnel™ vents with internal channeling

SUPER FIT™ SIZES:

- S 20" – 21.75" / 51 – 55cm
- M 21.75" – 23.25" / 55 – 59cm



SAGA

FRESH STYLE STARTS HERE

The Saga™ drafts off the bold design language of our premium Synthe™ helmet, and offers many of our key features including durable in-mold construction and the Roc Loc® 5 fit system with two-way fit adjustment. The slim design is light, offers great ventilation and is available in three Super Fit™ sizes so that you can get a helmet that looks, fits and feels like it was made for you. Saga MIPS models are available with the Multi-Directional Impact Protection System. We believe MIPS can redirect energy and provide more protection in certain impacts.



Matte Black / Bright Pink Matte White / Turquoise / Vermillion Matte Titanium Rio Matte Bright Pink / Black



Matte Black / Bright Pink Matte White / Turquoise / Vermillion Matte Titanium Rio Matte Bright Pink / Black

FEATURES:

- Women's Series™
- Streamlined design
- Coolmax padding
- Ponytail compatible

CONSTRUCTION:

In-mold polycarbonate shell with EPS liner

FIT SYSTEM:

Roc Loc® 5

VENTILATION:

22 vents

SUPER FIT™ SIZES:

- S 20" – 21.75" / 51 – 55cm
- M 21.75" – 23.25" / 55 – 59cm



MONTARA MIPS

CONQUER THE MOUNTAIN IN STYLE

From long climbs to rowdy, technical descents, the Montara™ MIPS helmet inspires your ride no matter where the trail takes you. Its compact shape offers deep, confident coverage, and the Roc Loc® Air fit system boosts ventilation while improving fit. In addition to this helmet's already impressive cooling power, it's outfitted with a hydrophilic, anti-microbial brow pad that can absorb up to ten-times its weight in sweat. We designed the Montara MIPS to have full goggle integration, with strap grippers on the back of the helmet, and a P.O.V. Plus™ visor that allows you to lift the visor and place your goggles on the front of the helmet. Yet another great feature is the breakaway camera mount integration – a clever interface for your favorite light or camera.



Matte Black / Bright Pink Matte White Tidepools Matte Berry / Bright Pink Matte Blue Teal

FEATURES:

- Women's Series™
- P.O.V. Plus™ visor adjustment
- Hydrophilic, X-Static® anti-microbial padding
- Full camera mount integration
- Full goggle integration with strap grippers
- MIPS equipped

CONSTRUCTION:

Full-wrap in-mold polycarbonate shell with EPS liner

Roll Cage™ reinforcement

FIT SYSTEM:

Roc Loc® Air

VENTILATION:

16 vents with internal channeling

SUPER FIT™ SIZES:

- S 20" – 21.75" / 51 – 55cm
- M 21.75" – 23.25" / 55 – 59cm



CARTELLE MIPS

ESSENTIAL PERFORMANCE, ESSENTIAL STYLE

The Cartelle™ MIPS provides the essential trail performance and protection you need in an affordable package that doesn't skimp on style. It drafts off the design language of our premium Montara™ MIPS helmet, and offers many of our key features. Its compact shape provides deep, confident coverage, and the Roc Loc® 5 fit system allows you to easily dial-in both fit tension and adjust vertical position with a single hand. The Cartelle MIPS is designed for goggle compatibility, and the P.O.V. Plus™ visor allows you to lift the visor and place your goggles on the front of the helmet. The Coolmax padding has great wicking properties, and it's extra plush to provide all-day comfort on the trail. The helmet was designed with MIPS, which redirects impact energy to provide more protection in certain impacts.



Matte Black /
Bright Pink

Matte White
Tidepools

Matte Bright Pink

Matte Blue Teal /
Turquoise

FEATURES:

- Women's Series™
- Deep coverage
- P.O.V. Plus™ visor
- Extra plush Coolmax padding
- MIPS equipped

CONSTRUCTION:

In-mold polycarbonate shell with EPS liner

FIT SYSTEM:

Roc Loc® 5

VENTILATION:

14 Wind Tunnel™ vents with internal channeling

SUPER FIT™ SIZES:

- S 20" – 21.75" / 51 – 55cm
- M 21.75" – 23.25" / 55 – 59cm



VERONA

FIT AND FEELING GOOD

The Verona™ helmet combines sleek design and lightweight construction to match your style, on the road or off. Made in a single, Universal Fit™ size with our convenient new Roc Loc® Sport fit system, it adjusts simply with the turn of a dial so you can tune it in just right. A range of colors lets you choose exactly how your on-bike style comes together. Verona MIPS models are available with the Multi-Directional Impact Protection System. We believe MIPS can redirect energy and provide more protection in certain impacts.



Black Tidepools

White Tonal Lines

Ice Blue Flowers

Black Tonal Lines

White Tonal Lines



Matte Titanium
Tonal Lines

Purple / Blue Fade

Ice Blue Flowers

Black Tidepools

FEATURES:

- Women's Series™
- Full coverage shell
- Snap-fit visor with reinforced anchors
- Reflective rear decal
- MIPS equipped (optional)

CONSTRUCTION:

In-mold polycarbonate shell with EPS liner

FIT SYSTEM:

Roc Loc® Sport™

VENTILATION:

22 vents

UNIVERSAL FIT™ SIZES:

UW 19.75" – 22.5" / 50 – 57cm



- FEATURES:**
- Plush, antimicrobial padding
 - Extended coverage
 - Integrated rear light
 - Retractable & replaceable shield
 - MIPS equipped

- CONSTRUCTION:**
- Hybrid in-mold construction

- FIT SYSTEM:**
- Roc Loc® Air

- VENTILATION:**
- Ten vents, four of which have “on-the-fly” adjustability
 - Adjustable wind tunnel ventilation
 - Deep internal channels with four closable upper vents

- SUPER FIT™ SIZES:**
- S 20" – 21.75" / 51 – 55cm
 - M 21.75" – 23.25" / 55 – 59cm
 - L 23.25" – 24.75" / 59 – 63cm



GIRO URBAN HELMETS

2017 GIRO SPORT DESIGN



BEXLEY MIPS

THE CITY NEVER SLEEPS

The Bexley™ MIPS is our top tier urban helmet including all the features you'd expect in a premium helmet—plus a few more. The compact shape of the Bexley MIPS creates attractive style while still providing extended coverage, and the plush, antimicrobial padding keeps you comfortable. A retractable and replaceable shield protects your eyes from wind and glare, especially during higher speed commutes on an e-bike. The integrated rear light is designed so that you don't even know it's there when it's off—but turning the light on makes the entire back panel of the helmet glow for substantially increased visibility on the road. Roc Loc® Air provides superior fit and ventilation, and four large vents are easily adjustable on the fly. Add the cozy ear pads and Bexley MIPS is supremely comfortable, even in inclement weather. The Bexley MIPS is equipped with the MIPS system to redirect impact energy, which can provide more protection in certain impacts.



Matte Black



Matte White



Matte Titanium



Back



Integrated rear light



Retractable & replaceable shield



NEW

SUTTON

STREET-LEVEL SAVVY

The Sutton™ features a low-profile design loaded up with clever features to help urban riders and commuters get more out of their ride, and now it's available with the Roc Loc® City fit system. This new fit system has three positions of vertical adjustability, and a comfortable, rubberized dial to adjust tension. It is made of a flexible and durable material to avoid damage while being locked up. The Sutton™ also features a tough outer shell and a soft visor. An integrated light clip at the back allows you to snap your light to the helmet for enhanced visibility, and a reinforced vent becomes a durable lock port so you can lock your helmet to the bike for convenience. The Sutton™ is also available with MIPS technology, which can redirect energy and provide more protection in certain impacts.



Matte Black

Matte Highlight Yellow

Matte Dark Slate /
Blue Teal

Matte Black

Matte Grey



Matte Mil Spec Olive

Matte Purple

Matte Highlight Yellow

Matte Dark Slate /
Blue Teal

FEATURES:

- Removable, reflective, soft visor
- Integrated clip for lights
- Reflective, reinforced port for use with U-Lock
- Reflective, heathered webbing
- Ultrasuede® padding
- MIPS equipped (optional)

CONSTRUCTION:

Full-wrap in-mold polycarbonate shell with EPS liner

FIT SYSTEM:

Roc Loc® City

VENTILATION:

8 vents with internal channeling

SUPER FIT™ SIZES:

- S 20" – 21.75" / 51 – 55cm
- M 21.75" – 23.25" / 55 – 59cm
- L 23.25" – 24.75" / 59 – 63cm



SHACKLETON

KEEP EXPLORING IN POLAR TEMPS

Don't stop the ride when the temperatures plummet. The Shackleton™ helmet is ready for the cold with its cozy inner liner and separate neck roll with ear covers. The winter liner provides a variety of venting options, so you can customize the warmth of your helmet based on what the thermometer reads. As winter turns to spring and the temperatures rise, you can remove the liner and neck roll for a year-round riding solution. Other features include a removable, soft visor to shade your eyes; an integrated Light Clip at the back that allows you to snap your light to the helmet for enhanced visibility; and a reinforced vent becomes a durable Lock Port so you can lock your helmet to the bike for convenience.



Matte Black

Matte Highlight Yellow

Matte Navy

FEATURES:

- Removable, reflective soft visor
- Integrated clip for lights
- Reflective, reinforced port for use with U-Lock
- Modular, adjustable winter liner
- Warm, hear-through, ear pads with neck roll
- Reflective webbing

CONSTRUCTION:

Full-wrap in-mold polycarbonate shell with EPS liner

FIT SYSTEM:

Cord Loc™

VENTILATION:

8 vents with adjustable inner shutoff flaps for the brow and exhaust vents

SUPER FIT™ SIZES:

- S 20" – 21.75" / 51 – 55cm
- M 21.75" – 23.25" / 55 – 59cm
- L 23.25" – 24.75" / 59 – 63cm



SILO

DURABLE, LOW-PROFILE DESIGN WITH BIODEGRADABLE E-PLA LINER

The Silo™ is a revolution in helmet construction, featuring an exclusive E-PLA liner made from plant biomass. E-PLA has a lower environmental burden than traditional expanded polystyrene (EPS) foam, yet it performs like EPS when managing impact energy. When the helmet is damaged or ready for replacement, you can disassemble the components for recycling and composting. So you get all of the style and performance you expect from Giro, while reducing your impact on the environment.



Matte Black



Matte White



Matte Olive

FEATURES:

Natural, coconut, fiber webbing
Bio-sourced liner

CONSTRUCTION:

ABS shell with E-PLA
biomass liner

FIT SYSTEM:

Fit Kit™ padding

VENTILATION:

8 vents

SUPER FIT™ SIZES:

XS 18.5" – 20" / 47 – 51cm
S 20" – 21.75" / 51 – 55cm
M 21.75" – 23.25" / 55 – 59cm
L 23.25" – 24.75" / 59 – 63cm



REVERB

CLASSIC STYLE FOR THE CITY

The Reverb's™ classic lines are a perfect match to the sleek style that is driving urban cycling. The light-yet-tough In-Mold shell wraps around to the inside of the helmet to resist dents and dings from life on the streets, and a self-adjusting fit system eliminates the need to dial in the fit. The finishing touch is a removable cycling cap-style visor that accents your style without compromising ventilation.



Matte Black



Matte White



Highlight Yellow



Matte Dark Blue /
Titanium



Vermillion / Flame



Blue Pearl

FEATURES:

Removable soft visor

CONSTRUCTION:

Full-wrap in-mold polycarbonate
shell with EPS liner

FIT SYSTEM:

Auto Loc™

VENTILATION:

9 vents

SUPER FIT™ SIZES:

S 20" – 21.75" / 51 – 55cm
M 21.75" – 23.25" / 55 – 59cm
L 23.25" – 24.75" / 59 – 63cm



GIRO RECREATIONAL HELMETS

2017 GIRO SPORT DESIGN

2017 GIRO CYCLING HELMETS



PHASE

TRUE VERSATILITY

First and foremost, a bike helmet should be cool, comfortable and durable. If you can have all of that without excess weight, you're onto something good for any kind of ride. The Phase™ is a great performance value, with the capability to handle daunting climbs and dirt descents. And with the easy fit and adjustability of Roc Loc® 5 and the comfort of Super Fit™ sizing, no wonder it's so popular.



Matte Black



Matte White Lines



Matte Titanium / Flame



Matte Blue



Matte Black /
Lime / Flame

FEATURES:

Snap-Fit 2 visor

CONSTRUCTION:

In-mold polycarbonate shell
with EPS liner

FIT SYSTEM:

Roc Loc® 5

VENTILATION:

22 vents

SUPER FIT™ SIZES:

S 20" – 21.75" / 51 – 55cm

M 21.75" – 23.25" / 55 – 59cm

L 23.25" – 24.75" / 59 – 63cm



REVEL

ANY RIDE, ANY RIDER

The Revel's™ confident style and breezy ventilation combine in a compact design that complements nearly any ride. Some of our best features, like In-Mold construction coupled with the ease and comfort of our new Roc Loc® Sport fit system, offer the versatility you need to ride it all, from downtown streets to twisting climbs to singletrack trails. This is one of the best performance values in the Giro line. Revel MIPS models are available with the Multi-Directional Impact Protection System. We believe MIPS can redirect energy and provide more protection in certain impacts.


EQUIPPED



Matte Black / Charcoal


EQUIPPED



Matte White / Grey



Matte Black / Charcoal



Matte White / Grey



Matte Titanium / White



Black / Bright Red



Matte Vermillion / Flame Fade



Lime



Black Metallic Flowers



NEW

FEATURES:

- Full-coverage shell
- Reflective rear decal
- Snap-fit visor with reinforced anchors
- MIPS equipped (optional)

CONSTRUCTION:

In-mold polycarbonate shell with EPS liner

FIT SYSTEM:

Roc Loc® Sport

VENTILATION:

22 vents

UNIVERSAL FIT™ SIZES:


UA 21.25" – 24" / 54 – 61cm




TRINITY

TOP FEATURES, FOR LESS


Sometimes the simplest designs are also the smartest. The Trinity™ is an easy fit for riders who want a classic cycling helmet that doesn't compromise comfort or performance. It includes key features like In-Mold construction to keep the weight low, and the easy one-handed adjustments of our acclaimed new Roc Loc® Sport system for a quick, sure fit no matter where or how far you ride.




Black / White




Matte White / Grey




Matte Titanium / White




Black / Bright Red



Highlight Yellow



White / Silver Flowers



Matte White / Turquoise / Vermillion

NEW

FEATURES:

- Full-coverage shell
- Reflective rear decal

CONSTRUCTION:

In-mold polycarbonate shell with EPS liner

FIT SYSTEM:

Roc Loc® Sport

VENTILATION:

22 vents

UNIVERSAL FIT™ SIZES:

UA 21.25" – 24" / 54 – 61cm



BISHOP

WHEN BIGGER NEEDS TO BE BETTER

We created the Bishop™ for riders in search of the classic Giro fit but in need of an extra-large size. Inspired by the sleek style and cooling ventilation of our Revel™ helmet, the Bishop is at home on pavement or the trail. We use In-Mold construction to make it light without compromising durability and the adjustable new Roc Loc® Sport system makes it easy to custom-tune the fit for comfort and stability. Bishop MIPS models are available with the Multi-Directional Impact Protection System. We believe MIPS can redirect energy and provide more protection in certain impacts.



Matte Black / Charcoal Matte Black / Charcoal Matte White / Grey Black / Bright Red



FEATURES:

- Full-coverage shell
- Reflective rear decal
- Snap-fit visor with reinforced anchors
- MIPS equipped (optional)

CONSTRUCTION:

In-mold polycarbonate shell with EPS liner

FIT SYSTEM:

Roc Loc® Sport

VENTILATION:

22 vents

UNIVERSAL FIT™ SIZES:

UXL (Extra Large)
22.75" – 25.5" / 58 – 65cm



VERONA

FIT AND FEELING GOOD

The Verona™ helmet combines sleek design and lightweight construction to match your style, on the road or off. Made in a single, Universal Fit™ size with our convenient new Roc Loc® Sport fit system, it adjusts simply with the turn of a dial so you can tune it in just right. A range of colors lets you choose exactly how your on-bike style comes together. Verona MIPS models are available with the Multi-Directional Impact Protection System. We believe MIPS can redirect energy and provide more protection in certain impacts.



Black Tidepools White Tonal Lines Ice Blue Flowers Black Tonal Lines White Tonal Lines



Matte Titanium Tonal Lines Purple / Blue Fade Ice Blue Flowers Black Tidepools



FEATURES:

- Women's Series™
- Full coverage shell
- Snap-fit visor with reinforced anchors
- Reflective rear decal
- MIPS equipped (optional)

CONSTRUCTION:

In-mold polycarbonate shell with EPS liner

FIT SYSTEM:

Roc Loc® Sport™

VENTILATION:

22 vents

UNIVERSAL FIT™ SIZES:

UW 19.75" – 22.5" / 50 – 57cm





GIRO YOUTH HELMETS

2017 GIRO SPORT DESIGN

2017 GIRO CYCLING HELMETS



RAZE

COOLER THAN COOL

The Raze™ stays cool in any situation. It's made with our new Roc Loc® Sport fit system, which offers a 7cm adjustment range with easy one-handed operation. It comes with a removable visor too. We use the same In-Mold technology that is found on our adult models, which bonds the shell to the helmet for a lightweight, durable design. And of course it comes in a range of fun, kid-friendly colors! Raze MIPS models are available with the Multi-Directional Impact Protection System. We believe MIPS can redirect energy and provide more protection in certain impacts.



Black Zap



Matte Blue / Lime



Berry / Blue Flowers



Black Zap



White Zap



Black / Vermillion Zap



Matte Blue / Lime



Lime



Turquoise /
Blue Teal Flowers



Berry / Blue Flowers



FEATURES:

- Full-coverage shell
- Reflective rear decal
- Snap-fit visor with reinforced anchors
- MIPS equipped (optional)

CONSTRUCTION:

- In-mold polycarbonate shell with EPS liner

FIT SYSTEM:

- Roc Loc® Sport

VENTILATION:

- 22 vents

UNIVERSAL FIT™ SIZES:

- UY (Youth)
- 19.75" – 22.5" / 50 – 57cm

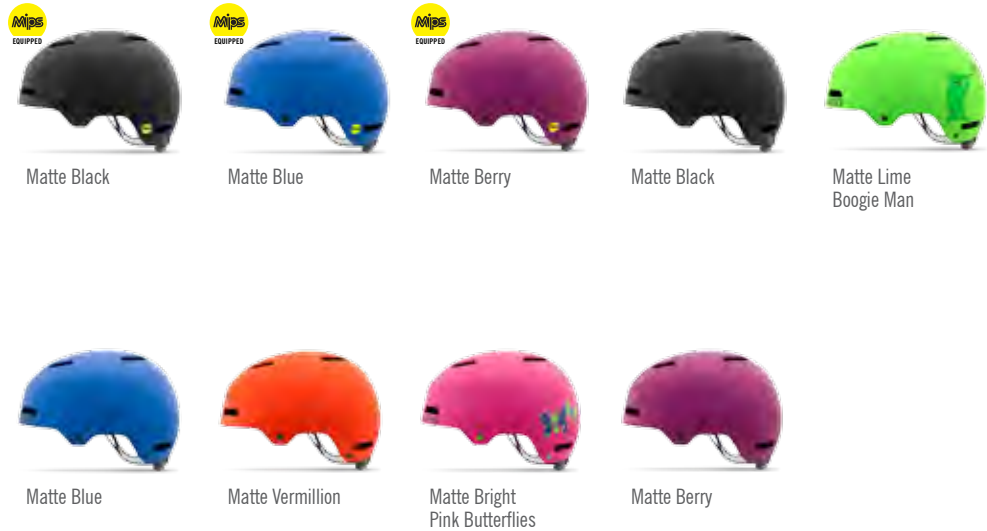
NEW



DIME FS

NO FUSS, JUST RIGHT

The Dime FS™ is a kid-sized version of our rugged Quarter FS™ adult helmet so it has all of the same great features – an EPS liner for impact management, a tough outer shell, riveted webbing anchors and plush, sweat absorbent pads. Another standout feature – the Roc Loc® Vert dial fit system allows you to easily adjust the helmet for a secure and stable fit. Dime is available in a bunch of great, kid-friendly colors too! Dime FS MIPS models are available with the Multi-Directional Impact Protection System. We believe MIPS can redirect energy and provide more protection in certain impacts.



- FEATURES:**
- Dial fit system
 - MIPS equipped (optional)
- CONSTRUCTION:**
- ABS shell with EPS liner
- FIT SYSTEM:**
- Roc Loc® Vert
- VENTILATION:**
- 9 vents
- SUPER FIT™ SIZES:**
- XS 18.5" – 20" / 47 – 51cm
 - S 20" – 21.75" / 51 – 55cm



Matte Lime Boogie Man



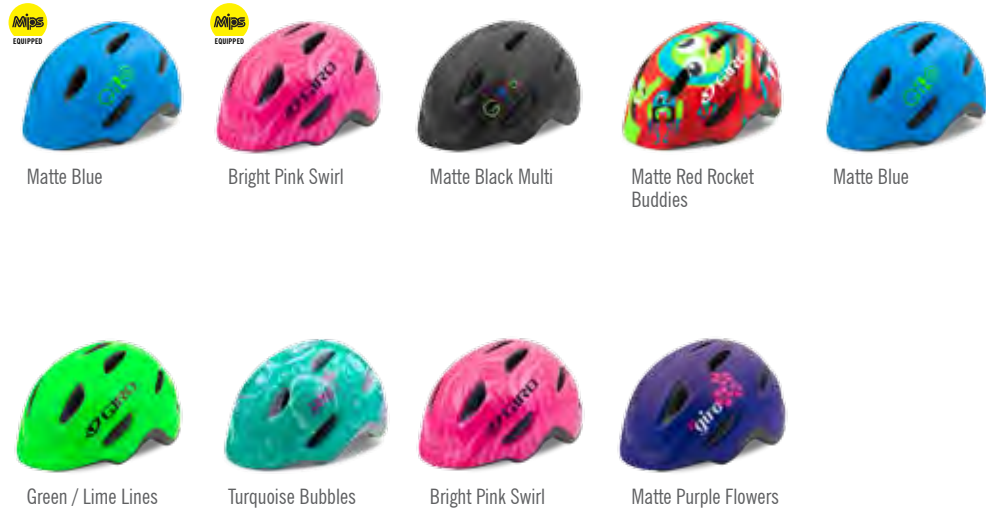
Matte Bright Pink Butterflies



SCAMP

FOR JUNIOR SHREDDERS

The Scamp™ is packed with amazing features, including some of the same elements found in our best adult helmets, all in a smaller package designed to fit your child. The Roc Loc® Jr. fit system with pinch-guard buckle provides an easy way to fit your kid's helmet quickly and securely. With a wide size range, your child can use this helmet as they grow from balance bikes to training wheels. The design is inspired by the adults' Montaro MIPS / Montara MIPS, and since the Scamp™ is available in a range of kid-friendly colors and designs, your child will be excited to wear it every time they ride. Scamp MIPS models are available with the Multi-Directional Impact Protection System. We believe MIPS can redirect energy and provide more protection in certain impacts.



- FEATURES:**
- In-mold construction
 - Built-in visor
 - Pinch-guard buckle
 - Ponytail compatible
 - MIPS equipped (optional)
- CONSTRUCTION:**
- In-mold polycarbonate shell with EPS liner
- FIT SYSTEM:**
- Roc Loc® Jr.
- VENTILATION:**
- 8 vents
- SUPER FIT™ SIZES:**
- XS 17.75" – 19.25" / 45 – 49cm
 - S 19.25" – 21" / 49 – 53cm



SUPER FIT ENGINEERING

Our proprietary Super Fit™ sizing system is based on “human scale factors” data and over 25 years of handcrafting helmets. By creating helmet molds in up to 4 adult sizes to match the human body’s form, our Super Fit™ sizes comfortably and securely fit riders, and feel like they are custom made just for you.



UNIVERSAL FIT SIZING

Our Universal Fit™ helmets are sculpted to look good and fit great for almost anyone on the first try. By developing proprietary shell sizes based on specific customer groups, and combining them with an easily-adjustable fit system, it’s easy for you get the right fit, straight out of the box, without the hassle or expense of trying multiple sizes.



ROC LOC® AIR FIT SYSTEM

This revolutionary fit system adds a new dimension to helmet performance by enhancing cooling, as well as fit comfort and stability. Using a patented design that suspends the helmet just slightly off the top of the skull, Roc Loc® Air allows cool airflow to pass directly over your head, further enhancing the performance of vents and internal channeling that exhaust heat out of the helmet. Fit and feel adjustments mimic the Roc Loc® 5, allowing you to easily custom tune fit tension and fore-aft tilt of the helmet in seconds using a single hand.



ROC LOC® 5 FIT SYSTEM

The industry benchmark in comfort, stability, adjustability and weight savings. In addition to enhancing the fit and comfort of helmets, **Roc Loc® 5** allows you to easily custom tune the fit tension and the fore-aft tilt of the helmet in seconds using a single hand. And it’s lighter than comparable systems too, making it the ultimate in skull-hugging luxury.



ROC LOC® SPORT

The Roc Loc® Sport fit system offers easy one-handed operation with a 7cm adjustment range. Its confident clicking feel and sound lets riders know that the helmet is adjusting to a comfortable fit. With comfort similar Roc Loc® 5 and ponytail compatibility, the new Roc Loc® Sport fit system brings premium function to sport level helmets.



ROC LOC® CITY

The Roc Loc® City fit system features a rubberized dial for easy adjustability and large plush pads for ultimate comfort and stability. The fit system is made of a durable flexible material for long term performance and daily lockability. The three positions of vertical adjustability, and 6cm range make this a perfect fit, for your daily use.



AUTO LOC FIT SYSTEM

Auto Loc™ is a simple, durable self-adjusting fit system designed to take the hassle out of fitting and wearing a helmet. By combining a supple elastic fit band at the back of the helmet with fixed-position straps, it automatically adjusts to cradle your head once you set the system to one of the three different circumference settings.



ROC LOC® JUNIOR

Roc Loc Jr. is a simple, durable, dial fit system specifically shaped to match the curvature of a child’s head. The shape was developed with years of research into anatomic data to ensure a secure, comfortable fit. A large, rubberized knob makes it easy for adults to adjust the helmet for proper tension, allowing kids to quickly start their ride.



MIPS TECHNOLOGY

The MIPS Multi-Directional Impact Protection System consists of three main components: the EPS liner, the Low Friction Liner and an elastomeric attachment system between them. In an angled impact, the elastomeric attachment system stretches to allow the EPS liner to rotate independently around your head. Helmets equipped with MIPS redirect energy to provide more protection in certain impacts, without compromising fit, ventilation or style.



P.O.V. PLUS™

Our P.O.V. Plus visor features an adjustment mechanism that lets you move the visor up and down in indexed steps. These steps include three riding positions plus a high position for goggle storage above your brow. The design allows you to easily adjust your visor with one hand while riding.



WOMEN’S SERIES

The Women’s Series™ is a diverse collection of helmet styles, fits and prices tailored to the demands of female riders. While the level of detail and range of colors is unique within the Women’s Series helmets, they do not feature a unique “women’s fit.” That’s because there is no anatomic difference between women and men’s heads except for the average skull diameter measurement. And since Giro helmet sizes cover 98% of the human population, we believe the Women’s Series offers more options to women than any other brand.



X-STATIC® PADDING

X-Static padding contains a fiber made with layers of pure silver that is permanently woven into the fabric. Silver has natural anti-microbial performance that helps to reduce odor and regulate heat, so your helmet stays fresh and comfortable, naturally.



VINYL NITRILE

Vinyl Nitrile (VN) is a soft and flexible material with exceptional impact management properties. Unlike expanded polystyrene (EPS) foams which can have diminished performance from each successive impact, VN can rebound to consistently absorb impact energy over more than a single impact when utilized appropriately.



E-PLA LINER

This revolutionary new helmet liner is made from plant biomass. E-PLA has a lower environmental burden than traditional expanded polystyrene (EPS) foam, yet it performs like EPS when managing impact energy. When the helmet is damaged or ready for replacement, you can disassemble the components for recycling and composting.



IN-MOLD CONSTRUCTION

The In-Mold construction process permanently fuses a light-yet-durable outer shell with the helmet’s impact-absorbing EPS foam liner, enhancing the strength of both parts. This fusion process reinforces areas around vents and ribs, creating a one-piece ‘exoskeleton’ that allows the helmet to be lighter, more durable, and better ventilated than helmets with shells that are fastened or adhered to the liner.



HARD SHELL CONSTRUCTION

Hard shell construction is the traditional method of combining a durable, molded outer shell with an impact-absorbing EPS foam liner. By molding the shell separately from the helmet’s liner we can optimize the shell material, thickness and finish to create helmets that are tough yet stylish, and ideally suited to the style of riding they’re built for.



P.O.V.™ VISOR

Point Of View™ visors are anchored by a patented internal clutch mechanism that allows 15-degrees of tool-free, on-the-fly vertical adjustment while preventing the visor from rattling and coming loose over rough and technical terrain. They’re also easily removed without tools.



WIND TUNNEL VENTILATION

Giro helmets are developed utilizing our proprietary Wind Tunnel™ ventilation system. This elaborate design combines active vents in the helmet’s shell with exhaust channels inside the helmet that thrust fresh, cool air over and around the rider’s head while forcing heat and stale air out. It’s the most effective cooling system available, and a difference you can feel every time you ride.



ROLL CAGE REINFORCEMENT

Roll Cage™ is a light-yet-tough web of reinforcement invisibly molded inside a helmet’s EPS foam liner. It helps the helmet to hold together under impact, and provides an extra measure of strength and integrity that you’ll never notice...unless you need it.



THERMOFORMED SL ROLL CAGE

The Thermoformed SL Roll Cage™ is an ultra light polycarbonate skeleton fused into a helmet’s impact-absorbing foam liner. Visible on the bridges between vents, this layer of armor acts like a second shell, enhancing structural support, impact dispersion and penetration resistance while allowing us to carve the biggest vents possible without compromising the helmet’s strength or integrity.



HYDROPHILIC PADDING

The Hydrophilic Pad can absorb up to 10 times its own weight in water, helping you manage sweat while riding. The pad retains moisture to prevent sweat from dripping into your eyes, and then dries quickly. The antimicrobial, X-Static lining helps to reduce odor, keeping your helmet fresh.