

# 2018 SHOP MANUAL








## TABLE OF CONTENTS

LIVE WIDE OPEN .....	2
MIPS® SPHERICAL .....	4
THE STORY OF FIT .....	6
ROAD .....	8
ZEPHYR .....	10
ZEPHYR <i>JOY RIDE</i> .....	12
STRATUS .....	14
STRATUS <i>JOY RIDE</i> .....	16
CATALYST .....	18
JAVELIN .....	20
FALCON .....	22
FALCON <i>JOY RIDE</i> .....	24
FORMULA .....	26
NALA <i>JOY RIDE</i> .....	28
DRIFTER .....	30
MOUNTAIN .....	32
SUPER DH .....	34
SUPER 3R .....	38
SUPER 3R <i>JOY RIDE</i> .....	40
SUPER 3 .....	42
SIXER .....	44
SIXER <i>JOY RIDE</i> .....	46
4FORTY .....	48
HELA <i>JOY RIDE</i> .....	50
FULL FACE .....	52
FULL-9 .....	54
TRANSFER-9 .....	56
SANCTION .....	58
BMX/SKATE .....	60
FULL FLEX .....	62
LOCAL .....	64
DIVISION .....	66
COMMUTER .....	68
ANNEX SHIELD .....	70
ANNEX .....	72
HUB .....	74
MUNI .....	76
SPORT .....	78
TRAVERSE .....	80
COAST <i>JOY RIDE</i> .....	82
DRAFT .....	84
TEMPO <i>JOY RIDE</i> .....	86
TRACKER .....	88
TRACKER R .....	90
YOUTH .....	92
SIDETRACK .....	94
SPAN .....	96
BLOCK .....	98
BELLINO .....	100
TECH GLOSSARY .....	102
IN-STORE MERCHANDISING .....	104
LINE OVERVIEW .....	106

 **WARNING:** Bicycling is a dangerous sport which may result in serious injury or even death. For proper use of your helmet, please refer to the owner's manual.





We work for the underdogs, the hard chargers, the privateers and the pioneers. The ones who know the difference between trying hard, working hard and playing hard. The ones who clear their own trails, turn their own wrenches and define their own win.

We know that a legacy must be built, not bought. Behind every broken record is a story of broken bones, bloody knuckles, busted rides and epic moments. A spot on the podium is earned with the grit to keep grinding, courage to hang it all out, and the focus to win when it counts.

Time spent in our helmets is a precious escape from the day to day. The name of the game is seizing the moment, going hard and having fun. Our job is to help protect them, to inspire them, to cultivate confidence and to get out of the way.

We work for the boundary breakers. We empower them to set records—and break them. We inspire them to lean in, to go all out and to have a good time doing it.

*WE DARE THEM TO...*

# LIVE WIDE OPEN





# MIPS SPHERICAL

MIPS (Multi-directional Impact Protection System) is a leading slip plane technology inside the helmet designed to reduce rotational forces that can result from certain impacts. MIPS Spherical, found on our new Super DH, represents an evolved implementation of that technology which broadens our ability to manage impact energy.



## PROGRESSIVE LAYERING

We utilize two layers of foam; a hard layer against the outer shell closer to the point of potential impact, and a less dense layer closer to the head. Each layer has a thin hard shell molded into it. This allows our engineers to optimize fit in a more sophisticated manner and design helmets to manage a broader range of impacts with fewer compromises.

## BALL-AND-SOCKET ACTION

Essentially, this is two helmets in one. A hard shell separates two layers of foam (see "Progressive Layering") and, in the case of the Super DH, the MIPS slip planes are built in between these two shells. This enhances our ability to address high speed impacts, low speed impacts, as well as rotational impacts. Think of it as "comprehensive protection," with the added bonus of being able to design better helmet ventilation as well.

## ENERGY MANAGEMENT

On the Super DH, MIPS is built into the helmet between two different layers of foam, one of high density EPS and one of lower density EPP. Each layer has a thin hard shell. The outer shell rides on the inner shell like a ball and socket located in place by the MIPS elastomers, and can move several millimeters in any direction in the case of impact. This, combined with the dual foam densities, gives us more control over a broader range of impact scenarios and helps us manage both direct and rotational impacts more completely.





# THE STORY OF FIT






We've been making helmets for more than 60 years. Spend that much time doing anything, and you'll end up with a healthy database of experience; in our case, we've learned a whole lot about the human head, it's shape, and how best to make helmets fit. And we apply all that experience in order to make your helmet fit so well you won't know it's there until you need it. That's when fit matters the most.

## HEAD FORM RESEARCH

We've spent decades studying heads, made millions of helmets, and amassed a massive database that includes 3D scanning technology in recent years. Applying this knowledge allows us to design helmet shells that more closely follow the contours of the human skull, eliminating hot spots and resulting in more compact, sleeker helmets.

## REFINED FIT

There are five different retention systems at work across our helmet range. They are each carefully designed to work in specific riding environments, all are fully adjustable and tailored to achieve a comfortable, precise fit.

<b>FLOAT FIT RACE™</b> 	The Bell Float Fit Race is designed for a custom fit at the highest performance. This fit system is seamlessly integrated with MIPS® and offers three-way adjustability: height, pad width, and tension.	<b>AVAILABLE ON:</b> Zephyr, Sixer
<b>FLOAT FIT DH™</b> 	The new Bell Float Fit DH is a comfortable and secure fit system with an easy-turn rubber overmolded dial for adjustments.	<b>AVAILABLE ON:</b> Super DH
<b>FLOAT FIT™</b> 	Incorporated throughout most of the line, Float Fit is a minimalist, lightweight fit system featuring an easy-to-turn rubber overmolded dial for adjustments.	<b>AVAILABLE ON:</b> Stratus, Catalyst, Falcon, Formula, Nala, Drifter, Super 3R, Super 3, 4Forty, Hela, Annex Shield, Annex, Hub, Muni
<b>ERGO FIT™</b> 	What was once ErgoDial is now Ergo Fit. It has an improved dial feel and function (no longer requires a push to turn) and is more sleek and less bulky.	<b>AVAILABLE ON:</b> Traverse, Coast, Draft, Tempo, Sidetrack, Tracker, Tracker R
<b>ACTION FIT™</b> 	Designed for street and skate helmets, Action Fit offers an adjustable, secure fit with the simple turn of a dial.	<b>AVAILABLE ON:</b> Local, Span



## INTEGRATED MIPS

Furthering our quest for the ultimate in fit and comfort, we are employing Integrated MIPS technology on more of our models. By integrating the MIPS slip planes into our retention systems, we are able to reduce complexity and weight. This allows us to produce a more compact helmet that fits more closely to your head, with better ventilation.


**Available on:**  
Zephyr, Stratus, Catalyst, Falcon, Formula, Nala, Drifter, Sixer, 4Forty, Hela







ROAD







# ZEPHYR

We applied everything we've learned about impacts over 60 years of helmet testing, and added amazing fit and adjustability. Balanced ventilation, weight and aerodynamics. Simply put, this is the most advanced road helmet Bell has ever produced.



## RELENTLESSLY INNOVATIVE

From lung-searing cyclocross laps to long days filled with steep climbs, Zephyr fits and feels so good that you'll forget it's there. That's the whole point. The most innovative road helmet Bell has ever created follows years of research, analysis and real-world testing. The result? An uncompromising level of performance.

With the success of MIPS, we went back to the drawing board to rethink our entire inner liner design. What we ended up with, was a completely new approach to both the fit system, as well as the MIPS slip plane. Less layers equals more stability.

It starts with Progressive Layering technology, a joining of two EPS segments that have different densities to help manage impact energies. The overall shape, tested and re-tested at our world class test lab, combines all-around aero performance with head-cooling ventilation. And the Float Fit Race retention system, featuring height and width-adjustable cradles and an easy-to-turn dial, is integrated into the MIPS system. Together, they create a brilliantly streamlined solution to reducing rotational forces with zero compromises in comfort and fit. Just what you need for your longest, hardest days in the saddle.

## WEIGHT

263 grams (size M)

## VENTS

18

## CERTIFICATIONS

CPSC Bicycle, CE EN1078

## SIZES

S 52–56 cm  
M 55–59 cm  
L 58–62 cm

## CONSTRUCTION

Progressive Layering™  
Fusion In-Mold Polycarbonate Shell

## FIT SYSTEM

Float Fit Race™ (integrated with MIPS)

## OTHER TECH AND FEATURES

No-Twist Tri-Glides™  
X-Static® Padding  
Sweat Guide™  
Lightweight Straps  
Sunglass Guides  
Integrated Reflectivity (Ghost only)  
MIPS® (integrated with fit system)



## ZEPHYR GHOST: INTEGRATED REFLECTIVITY

Treated with a durable reflective coating under the clear coat, the Zephyr Ghost glows with eye-searing intensity when hit with direct light.



Matte Ghost



Matte/Gloss Black



Matte/Gloss White/Black



Matte/Gloss Retina Sear/Black



Matte/Gloss Red/Black/White



Matte Black/Neon Pink



Matte/Gloss Blue/White



Matte Black/Smoke Heat Wave



Matte/Gloss Red/White/Pacific







# ZEPHYR JOY RIDE NEW 2018

The Zephyr Joy Ride combines all our accumulated knowledge of energy management, aerodynamics, ventilation and fit, and applies that knowledge painstakingly to one helmet, the goal being to create the best road helmet in the world.



## PEAK PERFORMANCE

Sharing all the DNA of the Zephyr, the women's specific Zephyr Joy Ride is our most sophisticated road helmet ever, representing several years spent researching fit, aerodynamics and impact protection. We combine Progressive Layering, a shell within a shell basically, utilizing an integrated MIPS slip plane, in order to achieve a helmet that reduces bulk, more closely conforms to your head, fits like a glove, and offers a sophisticated approach to energy management. The careful design of the dual shells allows us to maximize ventilation, and the fit is further enhanced by use of our height and width adjustable Float Fit Race retention system and unique Sweat Guide lining.

Centuries to sprints, lung-searing mountain passes to fast pacelines, with the Zephyr Joy Ride, there's nothing holding you back.

## WEIGHT

263 grams (size M)

## VENTS

18

## CERTIFICATIONS

CPSC Bicycle, CE EN1078

## SIZES

S 52–56 cm

M 55–59 cm

## CONSTRUCTION

Progressive Layering™

Fusion In-Mold Polycarbonate Shell

## FIT SYSTEM

Float Fit Race™ (integrated with MIPS)

## OTHER TECH AND FEATURES

No-Twist Tri-Glides™

X-Static® Padding

Sweat Guide™

Lightweight Straps

Sunglass Guides

Integrated Reflectivity (Ghost only)

MIPS® (integrated with fit system)



# Joy Ride

NEW



Matte/Gloss White/Cherry Dissolve

NEW



Matte Navy/Cherry/Sky Fibers



INTEGRATED







# STRATUS

Light and fast meets cool comfort for your most heated battles on the road. From long climbs to finishing sprints, Stratus helps you stay at the front of the pack.



## FLAT OUT FAST

Built with the same core design principles as the pro-level Zephyr, the Stratus combines lightweight aero efficiency with cutting-edge comfort technologies. The shape was refined for all-around road performance—ventilated for long climbs but still fast for the flats—and the integrated Float Fit system offers comfort and security with a streamlined fit and an oversized dial that's easy to adjust with one hand. The Overbrow Ventilation system pulls cool air in through the front and pushes it through an air-channel matrix to reduce overheating. And thanks to the adjustable No-Twist Tri-Glides, the straps stay flat and properly positioned no matter how hard you're hammering. This model also includes MIPS (Multi-Directional Impact Protection System) for added protection in certain types of impacts.

## WEIGHT

265 grams (288 w/ MIPS) (size M)

## VENTS

18

## CERTIFICATIONS

CPSC Bicycle, CE EN1078

## SIZES

S 52–56 cm  
M 55–59 cm  
L 58–62 cm

## VENTILATION

Overbrow Ventilation™

## CONSTRUCTION

Fusion In-Mold Polycarbonate Shell  
Lightweight Internal Polycarbonate Roll Cage

## FIT SYSTEM

Float Fit™ (integrated with MIPS) **NEW**

## OTHER TECH AND FEATURES

No-Twist Tri-Glides™  
Lightweight Straps  
**NEW** Sweat Guide™  
Reflective Decals (select colors)  
Optional MIPS® (integrated with fit system) **NEW**

OPTIONAL



Matte Black



REFLECTIVE  
GRAPHICS ▶



Matte White/Silver Reflective



OPTIONAL



Retina Sear/Black



**NEW**

OPTIONAL



Matte/Gloss Red/Black



**NEW**

OPTIONAL



Matte/Gloss Smoke/Gunmetal/Tropic



**NEW**

OPTIONAL



Matte/Gloss Plum/Pear/Black



MIPS-EQUIPPED



→ INTEGRATED ←

FLOAT FIT



OVERBROW  
VENTILATION



NO-TWIST  
TRI-GLIDES



SWEAT GUIDE







# STRATUS JOY RIDE

Cool, comfortable, and effortlessly fast. Engineered to slice through wind, this aero road helmet is motivation to attack, sprint and go for the podium—and look good doing it.



## FAST AND TECHNICAL

This road helmet is a direct descendant of the pro-level Zephyr, bringing the level of advanced engineering and design to an all-new women's model. It's the perfect combination of minimal weight, aero efficiency, and cutting-edge comfort technologies to help you climb, sprint or ride from dawn until dusk. The all-new Float Fit system offers comfort and security with a streamlined fit and a rubber-coated dial that's easy to adjust on the fly. The Overbrow Ventilation system pulls cool air in through the front and pushes it through an air-channel matrix to minimize drag and prevent overheating. And the adjustable No-Twist Tri-Glides keep the straps flat and properly positioned. Perfect fit, perfect form—from the start line to the podium.

## WEIGHT

288 grams (size M)

## VENTS

18

## CERTIFICATIONS

CPSC Bicycle, CE EN1078

## SIZES

S 52–56 cm

M 55–59 cm

## VENTILATION

Overbrow Ventilation™

## CONSTRUCTION

Fusion In-Mold Polycarbonate Shell

Lightweight Internal Polycarbonate Roll Cage

## FIT SYSTEM

Float Fit™ (integrated with MIPS) **NEW**

## OTHER TECH AND FEATURES

No-Twist Tri-Glides™

Lightweight Straps

**NEW** Sweat Guide™

MIPS® (integrated with fit system) **NEW**



# Joy Ride

**NEW**



Matte/Gloss Lead/Iceberg Stone

**NEW**



Matte/Gloss Navy/Cherry Fibers



INTEGRATED







# CATALYST

World Class performance and features for going fast and looking good.



## MOTIVATION TO RIDE

For riders looking for a lightweight, well-ventilated helmet that's all about going fast, the Catalyst brings an engineered fit and modernized, rounded shape that looks as modern as it feels. With MIPS newly integrated into the Float Fit system, the Catalyst now offers comprehensive energy management while allowing for a sleeker, more comfortable overall fit. Add to this No-Twist Tri-Glides, cooling Overbrow Ventilation and a removable visor, and the Catalyst is pure motivation to get out there and ride more miles.

## WEIGHT

317 grams (size M)

## VENTS

18

## CERTIFICATIONS

CPSC Bicycle, CE EN1078

## SIZES

S 52–56 cm

M 55–59 cm

L 58–62 cm

## VENTILATION

Overbrow Ventilation™

## CONSTRUCTION

Fusion In-Mold Polycarbonate Shell

Lightweight Internal Polycarbonate Roll Cage

## FIT SYSTEM

Float Fit™ (integrated with MIPS) **NEW**

## OTHER TECH AND FEATURES

No-Twist Tri-Glides™

Lightweight Straps

**NEW** Sweat Guide™

Removable Visor

MIPS® (integrated with fit system) **NEW**



Matte Black



**NEW**



Matte/Gloss White/Gunmetal



Matte Retina Sear/Black



**NEW**



Matte/Gloss Pacific



INTEGRATED







# JAVELIN

Race-proven aero technology that doesn't skimp on comfort and fit. For triathlon or time trial competition, this is how you beat the clock.



## BEAT THE CLOCK

When it's you against the clock, every second counts. Small gains in aero efficiency make a big difference in your results. The Javelin, developed in the wind tunnel and proven at pro races around the globe, gives you every advantage in triathlons and time trials. It's designed to not only shave seconds against the wind, but also be comfortable in real-world conditions. It's got just enough ventilation to keep you cool without sacrificing speed. It comes with a detachable visor, and the SeamFlex ear flaps make it quick and easy to put on or remove—a handy feature when you're rushing through the T1 transition.

## WEIGHT

467 grams (size M)

## VENTS

3

## CERTIFICATIONS

CPSC Bicycle, CE EN1078

## SIZES

S 51–55 cm  
M 55–59 cm  
L 59–63 cm

## CONSTRUCTION

Fusion In-Mold Polycarbonate Shell

## OTHER TECH AND FEATURES

SeamFlex Ear Flaps  
Lightweight Straps  
X-Static® Padding



Black/Grey



White/Silver







# FALCON

NEW 2018

Exceptional ventilation, clean aerodynamics and luxurious fit make the Falcon a winning choice for wherever the road may lead.



## SURVIVAL OF THE FIT

We have worked tirelessly to refine the fit of our helmets, so that they represent the pinnacle of comfort. This philosophy starts with our flagship Zephyr and extends throughout our range. The Falcon represents the same attention to fit and finish that we feel defines quality. It utilizes integrated MIPS, offering comprehensive energy management as well as allowing for a sleeker, more compact overall design. Multi-adjustable Float Fit retention and our unique Sweat Guide further enhance fit, while generous vents and wind-cheating aerodynamics provide ample airflow to keep things cool. The Falcon is the easy choice for all roads, wherever they may lead.

## WEIGHT

284 grams (size M)

## VENTS

18

## CERTIFICATIONS

CPSC Bicycle, CE EN1078

## SIZES

S 52–56 cm  
M 55–59 cm  
L 58–62 cm  
XL 61–65 cm (select colors)

## CONSTRUCTION

Fusion In-Mold Polycarbonate Shell  
Lightweight Internal Polycarbonate Roll Cage

## FIT SYSTEM

Float Fit™ (integrated with MIPS)

## OTHER TECH AND FEATURES

No-Twist Tri-Glides™  
Sweat Guide™  
Rear Reflective Strip  
MIPS® (integrated with fit system)

NEW

COMES IN

XL

MIPS



Matte/Gloss Black

NEW

MIPS



Matte/Gloss Retina Sear/Black

NEW

COMES IN

XL

MIPS



Matte/Gloss White/Smoke

NEW

MIPS



Matte/Gloss Red/Black

NEW

MIPS



Gloss White/Infrared/Black



INTEGRATED







# FALCON JOY RIDE NEW 2018

Whether it be sprint finishes or gourmet centuries, crits or commutes, the Falcon Joy Ride takes it all in stride.



## QOM DEFINED

Taking its cues from the same technology as our flagship helmets, and employing the same painstaking attention to detail, the Falcon Joy Ride is a superb all-rounder. The enhanced energy management and protection of integrated MIPS is allied with our height and width adjustable Float Fit retention system and finished off with a supremely comfortable liner featuring an innovative Sweat Guide. Comfortable, cool, sleek and sophisticated, and ready to take that long ride...what are you waiting for?

## WEIGHT

284 grams (size M)

## VENTS

18

## CERTIFICATIONS

CPSC Bicycle, CE EN1078

## SIZES

S 52–56 cm

M 55–59 cm

## CONSTRUCTION

Fusion In-Mold Polycarbonate Shell

Lightweight Internal Polycarbonate Roll Cage

## FIT SYSTEM

Float Fit™ (integrated with MIPS)

## OTHER TECH AND FEATURES

No-Twist Tri-Glides™

Sweat Guide™

Rear Reflective Strip

MIPS® (integrated with fit system)



# Joy Ride

NEW



Matte/Gloss White/Smoke Dissolve

NEW



Matte/Gloss Navy/Cherry Fibers

NEW



Matte Lead Stone

MIPS ►



→ INTEGRATED ←







# FORMULA NEW 2018

Offering protection, versatility, performance, comfort and incredible value for money, this is a winning Formula.



## VALUE WITHOUT COMPROMISE

There's no reason to skimp on comfort and protection while trying to maintain a budget. The Formula benefits from the same technologies that make our road helmets such champions of comfort and safety; it is available with optional MIPS impact management and features our Float Fit retention system and innovative Sweat Guide liner. Elegant shape, fluid aerodynamics and ample ventilation ensure the Formula's place as a classy all-rounder.

## WEIGHT

235 grams (265 w/ MIPS) (size M)

## VENTS

19

## CERTIFICATIONS

CPSC Bicycle, CE EN1078

## SIZES

S 52–56 cm  
M 55–59 cm  
L 58–62 cm

## CONSTRUCTION

Fusion In-Mold Polycarbonate Shell

## FIT SYSTEM

Float Fit™ (integrated with MIPS)

## OTHER TECH AND FEATURES

No-Twist Tri-Glides™

Sweat Guide™

Optional MIPS® (integrated with fit system)

NEW

OPTIONAL



Matte/Gloss Black/Gunmetal

NEW

OPTIONAL



Matte/Gloss White/Silver

NEW

OPTIONAL



Matte/Gloss Retina Sear/Black

NEW

OPTIONAL



Matte/Gloss Red/Black

NEW

OPTIONAL



Matte/Gloss Silver Deco

NEW

OPTIONAL



Matte/Gloss Plum Deco



INTEGRATED







# NALA JOY RIDE NEW 2018

A versatile and capable do-it-all performer, the Nala delivers superb fit, comfort, style, and value.



## TICKET TO RIDE

Usually, when it comes to value, there's going to be some sort of compromise. With the Nala, we took a hard line against that. We gave it carefully sculpted vents and a graceful shape. We packed it with the same features and careful touches that define our flagship road helmets, such as our Float Fit retention system, Sweat Guide liner and optional MIPS energy management. And we proudly sent it out into the world; now it's up to you to decide where to go.

## WEIGHT

235 grams (265 w/ MIPS) (size M)

## VENTS

19

## CERTIFICATIONS

CPSC Bicycle, CE EN1078

## SIZES

S 52–56 cm

M 55–59 cm

## CONSTRUCTION

Fusion In-Mold Polycarbonate Shell

## FIT SYSTEM

Float Fit™ (integrated with MIPS)

## OTHER TECH AND FEATURES

No-Twist Tri-Glides™

Sweat Guide™

Optional MIPS® (integrated with fit system)



# Joy Ride

NEW

OPTIONAL



Matte/Gloss White/Cherry Dissolve

NEW

OPTIONAL



Matte/Gloss Navy/Sky Fibers



INTEGRATED







# DRIFTER

NEW 2018

Style, comfort and fit. You get it all with Drifter, a versatile all-around cycling helmet.



## CLIMB THE RANKS

The sleek shape gets plenty of attention but the real story with Drifter is its incredible versatility. With a trim, compact profile, massive ventilation and superb Float Fit system, you can wear it day in and day out on your regular ride. The removable visor and option of integrated MIPS energy management makes Drifter also perfectly suitable for an all-day epic ride on the weekend.

## WEIGHT

252 grams (282 w/ MIPS) (size M)

## VENTS

19

## CERTIFICATIONS

CPSC Bicycle, CE EN1078

## SIZES

S 52–56 cm  
M 55–59 cm  
L 58–62 cm

## CONSTRUCTION

Fusion In-Mold Polycarbonate Shell

## FIT SYSTEM

Float Fit™ (integrated with MIPS)

## OTHER TECH AND FEATURES

No-Twist Tri-Glides™  
Sweat Guide™  
Removable Visor  
Optional MIPS® (integrated with fit system)

NEW

OPTIONAL



Matte/Gloss Black/Gunmetal

NEW

OPTIONAL



Matte/Gloss White/Silver

NEW

OPTIONAL



Matte/Gloss Retina Sear/Black

NEW

OPTIONAL



Matte/Gloss Red/Black

NEW

OPTIONAL



Matte/Gloss Silver Deco

NEW

OPTIONAL



Matte/Gloss Plum Deco



INTEGRATED







# MOUNTAIN





# CONFIDENCE. TECHNOLOGY. COMFORT.



## THE NEW SUPER DH

### DOWNHILL CERTIFIED WITH REMOVABLE CHIN BAR

Combining DH certification (ASTM 1952), a stout but detachable chin-bar, and the impact management of MIPS Spherical, the all-new Super DH is a helmet for big mountain terrain. Climb to the top by any means necessary, buckle up, and learn to fly back down.



#### PROGRESSIVE LAYERING

We utilize two layers of foam; a hard layer against the outer shell closer to the point of potential impact, and a less dense layer closer to the head. Each layer has a thin hard shell molded into it. This allows our engineers to optimize fit in a more sophisticated manner and design helmets to manage a broader range of impacts with fewer compromises.



#### MIPS SPHERICAL

On the Super DH, MIPS is built into the helmet between two different layers of foam, one of high density EPS and one of lower density EPP. Each layer has a thin hard shell. The outer shell rides on the inner shell like a ball and socket located in place by the MIPS elastomers, and can move several millimeters in any direction in the case of impact.



#### INTEGRATED BREAKAWAY CAMERA MOUNT

The Super DH's seamless camera mount requires no zip ties or tape and is engineered to "break away" upon impact to reduce the risk of injury.



#### OVERBROW VENTILATION

Full face protection meets full blast air flow. The DH's 21 shell vents work with four front brow ports to drive air into the helmet and over your head even at low speeds. Six chin bar vents keep things breezy everywhere else.



#### GOGGLE FRIENDLY

Need a break from your goggles? The DH's adjustable visor lifts up enough to provide room to stow them in on climbs or in between runs while keeping them handy for when you need them.



#### REMOVABLE CHIN BAR

Our patented wrap-around removable chin bar design revolutionized trail helmets. Now with the Super DH, you have the added confidence of a DH cert. No tools required... just flip three buckles and go from cool, airy climbing to aggressive descents.



#### FLOAT FIT DH

The new Float Fit DH is a lightweight, super comfortable fit system featuring an easy-to-turn rubber overmolded dial for adjustments.







# SUPER DH NEW 2018

Take the versatility of our best-selling Super 3R and evolve it into a premium, steep terrain oriented helmet featuring our highly advanced MIPS Spherical energy management, mix in our head-hugging Float Fit DH technology, and you've got the Super DH. Designed to excel in competitive DH and park environments, the Super DH is a no holds barred gravity-sport champion.



## STEEP AND DEEP ASSURANCE

In addition to the protection offered by MIPS Spherical, the Super DH is loaded with features; including a 360-degree wraparound, tool-free removable chin bar beefy enough to satisfy the rigors of ASTM 1952 testing, huge eyeglass and goggle friendly eye-port, adjustable-height visor, snap-in camera mount, Overbrow Ventilation and X-Static padding, and a quality fit that is second to none.

The end result is uncompromising protection and performance, and unparalleled versatility. The Super DH is ready to take World Cup DH runs on the chin, bang out bike park laps until the chairlifts stop running, or settle into hours of backcountry uphill grinding in search of that perfect ribbon of high-consequence singletrack.

## WEIGHT

850 grams (size M)

## VENTS

19 helmet vents,  
4 chin bar vents, 2 brow ports

## CERTIFICATIONS

CPSC Bicycle, CE EN1078  
ASTM F1952-00 DH  
ASTM F2032-06 BMX

## SIZES

S 52–56 cm  
M 55–59 cm  
L 58–62 cm

## VENTILATION

Overbrow Ventilation™

## CONSTRUCTION

Fusion In-Mold Polycarbonate Shell  
Progressive Layering

## FIT SYSTEM

Float Fit DH™ w/ Fidlock® Buckle

## OTHER TECH AND FEATURES

Wraparound Chin Bar  
GoggleGuide™ Adjustable Visor  
Integrated Breakaway Camera Mount  
Sweat Guide™  
X-Static® Padding  
MIPS® Spherical

NEW



Matte/Gloss Black



NEW



Matte/Gloss Black/Gum



NEW



Matte/Gloss Copper



NEW



Matte Red/White/Black Recourse



NEW



Matte Yellow/Smoke/Black Recourse



NEW



Matte White/Emerald/Hibiscus Recourse







# SUPER 3R

It's called all-mountain riding for a reason. With its removable chin bar, the Super 3R adapts to every trail riding situation—from long, steep climbs to all-out descents.



### ALL MOUNTAIN, TRANSFORMED

The best trail riding gear adapts to changing terrain. That's the idea behind the Super 3R. It's designed for the varying demands of all-mountain riding, which includes long, grinder climbs at low speeds and wide-open descents on rowdy trails. A removable chin bar makes the Super 3R uniquely suited to the all-mountain experience. Basically, you get two helmets in one. For long climbs, remove the chin bar and stow it in your pack. And when it's time for more aggressive riding, you can quickly lock it on, no tools required. The Float Fit system is lighter and more comfortable with a rubber overmolded dial, plus this year No-Twist Tri-Glides have been adopted for added ease of adjustment. Other trail-specific features include our GoggleGuide Adjustable Visor, a breakaway camera mount and Overbrow Ventilation. The Super 3R includes MIPS (Multi-Directional Impact Protection System), which can provide an additional measure of protection in certain impacts.

### WEIGHT

784 grams (size M)

### VENTS

23 helmet vents,  
6 chin bar vents, 4 brow ports

### CERTIFICATIONS

CPSC Bicycle, CE EN1078

### SIZES

S 52–56 cm  
M 55–59 cm  
L 58–62 cm

### VENTILATION

Overbrow Ventilation™

### CONSTRUCTION

Fusion In-Mold Polycarbonate Shell

### FIT SYSTEM

Float Fit™

### OTHER TECH AND FEATURES

Wraparound Chin Bar  
GoggleGuide™ Adjustable Visor  
Integrated Breakaway Camera Mount  
**NEW** No-Twist Tri-Glides™  
X-Static® Padding  
Breakaway Screws  
MIPS®



Matte Black/White



Matte Black/Orion



NEW



Matte Hibiscus



NEW



Matte/Gloss Black/Cherry



NEW



Matte/Gloss Copper/Black



NEW



Matte Smoke/Pear

### ACCESSORY CHIN BAR



Matte Black







# SUPER 3R JOY RIDE

Confidence, style and adaptability for any terrain. You get it all with the quick-change Super 3R women's Joy Ride helmet.



## ONE HELMET, ANY TRAIL

The Joy Ride Super 3R gives you everything you need to own the trail. It's designed for the ever-changing needs of trail riding with a unique removable chin bar technology that basically gives you two helmets in one. You can remove and carry the chin bar in your pack during long climbs, and then lock it in place for that added boost of confidence on technical terrain. The easy, tool-free installation and removal process takes seconds. The Float Fit system is lighter and more comfortable with a rubber overmolded dial, plus this year No-Twist Tri-Glides have been adopted for added ease of adjustment. Other trail-specific features include our GoggleGuide Adjustable Visor, a breakaway camera mount and Overbrow Ventilation. The Super 3R includes MIPS (Multi-Directional Impact Protection System), which can provide an additional measure of protection in certain impacts.

## WEIGHT

784 grams (size M)

## VENTS

23 helmet vents,  
4 brow ports, 6 chin bar vents

## CERTIFICATIONS

CPSC Bicycle, CE EN1078

## SIZES

S 52–56 cm  
M 55–59 cm  
L 58–62 cm

## VENTILATION

Overbrow Ventilation™

## CONSTRUCTION

Fusion In-Mold Polycarbonate Shell

## FIT SYSTEM

Float Fit™

## OTHER TECH AND FEATURES

Wraparound Chin Bar  
GoggleGuide™ Adjustable Visor  
Integrated Breakaway Camera Mount  
**NEW** No-Twist Tri-Glides™  
X-Static® Padding  
Breakaway Screws  
MIPS®



NEW

MIPS



Matte/Gloss White/Cherry Dissolve

NEW

MIPS



Matte/Gloss Navy/Cherry Fibers

NEW

MIPS



Matte/Gloss Lead Stone







# SUPER 3

Witness the evolution of a game changer. The Super 3 gives you even more ways to slay aggressive trails with confidence and comfort.



### ALL-MOUNTAIN EVOLUTION

The helmet that changed the game for trail, enduro and all-mountain riding has evolved with a revised shape inside and out, making the fit and feel even better than before. This model includes the Float Fit system that's lighter and more comfortable with a rubber overmolded dial plus this year No-Twist Tri-Glides have been adopted for added ease of adjustment. The Super 3 retains its iconic off-road style with full, extended rear protection along with our GoggleGuide adjustable visor. It includes Overbrow Ventilation to keep you cool on hot climbs, plus a breakaway camera mount. And for added protection in aggressive terrain, you have the option to add a removable, lock-on Super 3R chin bar.

### WEIGHT

433 grams (size M)

### VENTS

23 vents, 4 brow ports

### CERTIFICATIONS

CPSC Bicycle, CE EN1078

### SIZES

S 52–56 cm  
M 55–59 cm  
L 58–62 cm

### VENTILATION

Overbrow Ventilation™

### CONSTRUCTION

Fusion In-Mold Polycarbonate Shell

### FIT SYSTEM

Float Fit™

### OTHER TECH AND FEATURES

GoggleGuide™ Adjustable Visor  
Integrated Breakaway Camera Mount  
X-Static® Padding  
**NEW** No-Twist Tri-Glides™  
Breakaway Screws



Matte Black/White



Matte Black/Orion



**NEW**

Matte Hibiscus



**NEW**

Matte/Gloss Black/Cherry



**NEW**

Matte/Gloss Copper/Black



**NEW**

Matte Smoke/Pear

### ACCESSORY CHIN BAR

Matte Black







# SIXER NEW 2018

Sketchy rock drops on ledgy sandstone. Mach speed tunnels through alpine forest. Picking the smooth line amongst slippery river rocks. Trail riding can mean a lot of different things. Our top-of-the-line trail helmet, the Sixer, is designed to handle it all.



## SINGLETRACK TRAILBLAZER

The last thing you want to be thinking about in the middle of a long backcountry ride is your helmet. It should be well ventilated. It should protect your head. And it should fit so well that you don't know it's there.

The Sixer takes to the trail with our integrated MIPS technology, resulting in a sleeker, closer-to-the-head fit that combines with our Float Fit system and proprietary Sweat Guide to ensure unprecedented comfort in a helmet. Goggle compatibility complete with a strap gripper at the rear of the helmet, adjustable visor height, integrated camera/light mount and a full hard shell rounds out the package. We've sweated every detail on the Sixer so that out on the trail, the only sweating you'll have to worry about is your own.

## WEIGHT

395 grams (size M)

## VENTS

26 vents, 4 brow ports

## CERTIFICATIONS

CPSC Bicycle, CE EN1078

## SIZES

S 52–56 cm  
M 55–59 cm  
L 58–62 cm  
XL 61–65 cm *(select colors)*

## VENTILATION

Dual Flow Ventilation™

## CONSTRUCTION

Fusion In-Mold Polycarbonate Shell  
Exposed Polycarbonate Roll Cage  
Progressive Layering

## FIT SYSTEM

Float Fit Race™ *(integrated with MIPS)*

## OTHER TECH AND FEATURES

4-Position Adjustable Visor  
Integrated Breakaway Camera Mount  
Goggle Gripper  
No-Twist Tri-Glides™  
Sweat Guide™  
X-Static® Padding  
MIPS® *(integrated with fit system)*

NEW

COMES IN

XL

MIPS

Matte Black



NEW

MIPS

Matte Black/Retina Sear



NEW

COMES IN

XL

MIPS

Matte White/Black



NEW

MIPS

Matte Hibiscus/Black



NEW

MIPS

Matte Copper/Black




NEW

MIPS

Matte/Gloss Emerald/Black



INTEGRATED







# SIXER JOY RIDE NEW 2018

For all trails, in all terrain, from peak to valley and back again, the Sixer Joyride has you covered.



## EXPLORE WITHOUT LIMITS

Mountain biking is a sport of diverse challenges. It requires versatility and toughness, both of riders and their gear. Taking integrated MIPS technology to the trail—resulting in a sleeker, closer to the head fit—the new Sixer Joy Ride is our offering to meet those challenges. Our Float Fit system and proprietary Sweat Guide ensure unprecedented comfort in a helmet, and we've loaded it up with features like an integrated camera/light mount, adjustable visor and a goggle strap gripper, and encased the whole helmet in a rugged hard shell. When you're headed to the backcountry, the Sixer Joy Ride is ready.

## WEIGHT

395 grams (size M)

## VENTS

26 vents, 4 brow ports

## CERTIFICATIONS

CPSC Bicycle, CE EN1078

## SIZES

S 52–56 cm

M 55–59 cm

## VENTILATION

Dual Flow Ventilation™

## CONSTRUCTION

Fusion In-Mold Polycarbonate Shell  
Exposed Polycarbonate Roll Cage  
Progressive Layering

## FIT SYSTEM

Float Fit Race™ (integrated with MIPS)

## OTHER TECH AND FEATURES

4-Position Adjustable Visor  
Integrated Breakaway Camera Mount  
Goggle Gripper  
No-Twist Tri-Glides™  
Sweat Guide™  
X-Static® Padding  
MIPS® (integrated with fit system)



# Joy Ride



NEW



Matte/Gloss White/Cherry Stone



NEW



Matte Navy/Cherry Fibers




NEW



Matte Lead/Iceberg Dissolve



INTEGRATED







# 4FORTY NEW 2018

All-mountain value – optional integrated MIPS, Float Fit, Sweat Guide, adjustable visor, full hard shell—the 4Forty is ready for anything the trail throws your way. The only thing missing is a triple digit price tag.



## OFF-ROAD OVERACHIEVER

Mountain biking is a demanding sport—compromises and shortcuts when it comes to gear are never a good idea. The 4Forty is built to withstand the rigors of a trail riding life; with generous ventilation, the comfort of Float Fit and built-in Sweat Guide, extended rear coverage, a full hard-shell, adjustable visor, and the option of integrated MIPS protection. Boasting the comfort, protection and broadly capable features of helmets costing twice as much, the 4Forty is a bantamweight, all-conditions, all-kinds of trail champion packing a heavyweight value.

## WEIGHT

324 grams (363 w/ MIPS) (size M)

## VENTS

15 vents

## CERTIFICATIONS

CPSC Bicycle, CE EN1078

## SIZES

S 52–56 cm  
M 55–59 cm  
L 58–62 cm  
XL 61–65 cm (select colors)

## CONSTRUCTION

Fusion In-Mold Polycarbonate Shell

## FIT SYSTEM

Float Fit™ (integrated with MIPS)

## OTHER TECH AND FEATURES

GoggleGuide™ Adjustable Visor  
No-Twist Tri-Glides™  
Sweat Guide™  
Optional MIPS® (integrated with fit system)

NEW

COMES IN

XL

OPTIONAL

MIPS



Matte/Gloss Black

NEW

OPTIONAL

MIPS



Matte/Gloss Retina Sear/Black

NEW

OPTIONAL

MIPS



Matte/Gloss Hibiscus/Smoke

NEW

OPTIONAL

MIPS



Matte/Gloss Copper/Black

NEW

OPTIONAL

MIPS



Matte/Gloss Gunmetal/Tropic

NEW

OPTIONAL

MIPS



Matte/Gloss Pacific/Black

NEW

COMES IN

XL

OPTIONAL

MIPS



Matte/Gloss Smoke/Pear



INTEGRATED







# HELA JOY RIDE NEW 2018

Built to withstand the rigors of mountain biking, and offering superb fit and style at an exceptional value, the Hela outshines the competition.



## A DIAMOND FOR THE ROUGH

Fit, form, function – Hela offers all these without compromise. Deep coverage wrapped in a tough hard shell combined with optional integrated MIPS offers secure protection, while the adjustable visor, Float Fit retention and our innovative Sweat Guide lining pad that protection with unparalleled comfort. When the mountains call, reach for Hela.

## WEIGHT

324 grams (363 w/ MIPS) (size M)

## VENTS

15 vents

## CERTIFICATIONS

CPSC Bicycle, CE EN1078

## SIZES

S 52–56 cm

M 55–59 cm

## CONSTRUCTION

Fusion In-Mold Polycarbonate Shell

## FIT SYSTEM

Float Fit™ (integrated with MIPS)

## OTHER TECH AND FEATURES

GoggleGuide™ Adjustable Visor

No-Twist Tri-Glides™

Sweat Guide™

Optional MIPS® (integrated with fit system)



NEW

OPTIONAL



Matte/Gloss White/Cherry Fibers

NEW

OPTIONAL



Matte/Gloss Navy/Cherry Fibers

NEW

OPTIONAL



Matte/Gloss Lead Stone



→ INTEGRATED ←











# FULL-9

Designed with key crossover technologies from our award-winning moto helmets, the Full-9 sets the standard for Downhill and BMX riding.



### MOTOCROSS FOR MOUNTAIN BIKERS

No other helmet manufacturer has deeper roots in motocross. Much of what Bell engineers learned from creating the award-winning Moto-9 helmet went into the Full-9. Take that unrivaled experience, combine it with feedback from downhill and BMX pros, and you have the winning formula. The Full-9 meets the most stringent ASTM Downhill Mountain Bike Racing standard as well as CPSC and CE bicycle safety benchmarks. Additional motocross trickle-down technologies include the Eject Helmet Removal System and magnetic cheekpads. Beyond that, the Full-9 includes features like Soundtrax built-in speaker pockets and audio cable routing, and an integrated breakaway camera mount. Add in a lightweight carbon shell, a wide field of view, Overbrow Ventilation intakes and Velocity Flow Ventilation and you have the world's most advanced helmet for DH or BMX.

### WEIGHT

1130 grams (size M)

### VENTS

10 vents, 3 brow ports

### CERTIFICATIONS

CPSC Bicycle, CE EN1078  
ASTM F1952-00 (Downhill)  
ASTM F2032-06 (BMX)

### SIZES

XS/S	51–55 cm	NEW SIZING
M	55–57 cm	
L	57–59 cm	
XL/XXL	59–63 cm	NEW SIZING

### VENTILATION

Overbrow Ventilation™  
Velocity Flow Ventilation™

### CONSTRUCTION

Lightweight Full Carbon Shell

### OTHER TECH AND FEATURES

Integrated Eject® Compatibility  
Integrated Breakaway Camera Mount  
XT-2® Extended Wear Interior  
Magnefusion™ Removable Magnetic Cheekpads  
Soundtrax™ Speaker System  
Breakaway Screws  
Flying Bridge Visor



Matte Black/Grey



NEW

Gloss White/Black/Hibiscus Rio



NEW

Gloss Smoke/Shadow/Pear Rio







# TRANSFER-9

Designed for endless laps in the bike park or ripping runs at your local DH race, this full-face helmet stands up to the rigors of everyday shredding.



## DH TECH FOR THE DAILY SHRED

From day one, this hard-charging full-face helmet has been a game-changer for DH and BMX riding. Born from Bell's unrivaled heritage in motocross, the Transfer-9 was created for everyday shredding. It has many of the same features as the pro-level Full-9, but at a price that makes it right for the daily rigors that you can dish out. With Overbrow Ventilation, Quicksnap removable cheekpads and a Soundtrax speaker system, it's out-of-the-box ready for ripping laps at the bike park or hitting your local DH race.

## WEIGHT

1250 grams (size M)

## VENTS

9 vents, 3 brow ports

## CERTIFICATIONS

CPSC Bicycle, CE EN1078  
ASTM F1952-00 (Downhill)  
ASTM F2032-06 (BMX)

## SIZES

XS 51–53 cm  
S 53–55 cm  
M 55–57 cm  
L 57–59 cm  
XL 59–61 cm  
XXL 61–63 cm

## VENTILATION

Overbrow Ventilation™

## CONSTRUCTION

Fiberglass Shell

## OTHER TECH AND FEATURES

Integrated Eject® Compatibility  
Breakaway Camera Mount  
XT-2® Extended Wear Interior  
Quicksnap Removable Cheekpads  
Soundtrax™ Speaker System  
Breakaway Screws  
Flying Bridge Visor



NEW

Gloss Black/Hibiscus



NEW

Gloss Pear/Lead/Silver Revolution



Matte Retina Sear/Emerald Revolution



Gloss Red/Marsala/Retina Sear Viper







# SANCTION

This lightweight full-face offers comfort and protection for dirt jump or BMX riders who want a smaller size and profile.



**FULL-9's RAD LITTLE BROTHER**

At just 850 grams, the Sanction is our low-profile full-face helmet aimed at dirt shredders and BMX riders who don't need the more robust Full-9 or Transfer-9. The Sanction has become the choice of adults who want full-face protection but prefer a smaller size and profile. If you're riding a chairlift, go with a Full-9 or Transfer-9. But if you're pedaling BMX or dirt jumps, this helmet will serve you well.

**WEIGHT**

850 grams (size M)

**VENTS**

15

**CERTIFICATIONS**

CPSC Bicycle  
CE EN1078

**SIZES**

<b>NEW</b>	XS	48–51 cm
	S	52–54 cm
	M	55–57 cm
	L	58–60 cm

**CONSTRUCTION**

ABS Shell

**OTHER TECH AND FEATURES**

Adjustable Visor



**NEW**

Gloss Black/Hibiscus



**NEW**

Gloss Hibiscus Reperation




**NEW**

Gloss Smoke/Pear Reperation



Force Blue/Retina Sear Assassin









# FULL FLEX

Day in and day out, just keep shredding. With Full Flex the comfort and durability comes standard.



## ENGINEERED FOR ACTION

Engineered to inspire action sports athletes as they push new limits, this helmet features full-cut style and protection with cutting-edge technologies—all packaged in a style that's both modern and classic at the same time. The durable and resilient EPP liner was specifically engineered for action sports, where crashes are bound to happen. The material is designed to compress when it takes a hit, and rebound after the impact. It also features our FormFit design, with multiple liner sections attached to an internal skeleton that conforms to your head for better comfort.

## WEIGHT

741 grams (size M)

## VENTS

10

## CERTIFICATIONS

CPSC Bicycle, CE EN1078  
ASTM F1492-08 (Skate)

## SIZES

S 52–56 cm  
M 55–59 cm  
L 58–62 cm

**[BIKE & SKATE  
CERTIFIED]**

## CONSTRUCTION


Durable & Resilient EPP Material  
Double-Walled Construction  
Bell FormFit™

## OTHER TECH AND FEATURES

Soundtrax™ Speaker System  
Extended Shell  
D-Ring Buckle



Matte Black







# LOCAL

Classic skate style meets new-school technology. In the dirt or out on the street, this helmet is comfortable and cool.



## STREET MEETS TECH

At home on the dirt or in the streets, the Local blends classic skate style looks with new-school comfort and technology. The re-tuned shape fits closer and looks smaller, and the Local adds a cycling-style Action Fit system to a street helmet for a more secure fit. Hit the pump track, shred some vert, or rock it while you're riding around town. For comfort and style, keep it Local.

## WEIGHT

437 grams (size M)

## VENTS

10

## CERTIFICATIONS

CPSC Bicycle, CE EN1078  
ASTM F1492-08 (Skate)

## SIZES

S 51–55 cm  
M 55–59 cm  
L 59–61.5 cm

## CONSTRUCTION

ABS Hard Plastic Shell with EPS Liner

## FIT SYSTEM

Action Fit™

**[BIKE & SKATE  
CERTIFIED]**



Matte Black



Gloss White



Matte Red



**NEW**  
Gloss Pear



**NEW**  
Matte Flamingo



**NEW**  
Matte Peacock



Matte Orange Seeker



Matte Grenade Octobeast



**NEW**  
Matte Black/Retina Sear Midtown



**NEW**  
Matte Pacific/Black Midtown



**NEW**  
Matte Chrome Reflective Covert



**NEW**  
Matte Plum Covert







# ***DIVISION*** **NEW 2018**

Classic skate style with a new and improved profile. Whether you're going big at the dirt jumps or finding new lines on the commute to school, Division is the way to go.



## **LOW PROFILE**

The Division marks the end of an era—no more bucket-like, ill-fitting street and dirt helmets. This new design has a lower profile than most skate and BMX style helmets and is curved in more at the back and sides. The result is a head-hugging shape that fits more securely and looks great too.

## **WEIGHT**

418 grams (size M)

## **VENTS**

10

## **CERTIFICATIONS**

CPSC Bicycle, CE EN1078  
ASTM F1492-08 (Skate)

## **SIZES**

S 51–55 cm  
M 55–59 cm  
L 59–61.5 cm

**[ BIKE & SKATE  
CERTIFIED ]**

## **CONSTRUCTION**

ABS Hard Plastic Shell with EPS Liner

**NEW**

Matte Black




**NEW**

Matte Red



**NEW**

Gloss White



**NEW**

Gloss Sky







# COMMUTER







# ANNEX SHIELD

When you commit to bike commuting, you commit to doing good. You've earned a helmet designed specifically for the challenges you face.



## CONQUER THE COMMUTE

Whether you're pedaling through stormy weather or zipping through town on your e-bike, the Annex Shield gives you adaptable performance to make every trip smoother, quicker, and more comfortable. It starts with protection: MIPS (Multi-Directional Impact Protection System) may help reduce injuries in some accidents. And for optimal comfort in all types of weather, the Active Air system lets you open or close vents to regulate temperature. The integrated shield is easily removable or adjustable to keep you protected from wind, sun or rain, especially at e-bike speeds. The Float Fit system gives you an easy, comfortable fit, plus this year No-Twist Tri-Glides have been adopted for added ease of adjustment. Special features—including integrated reflectivity, integrated light mount and X-Static padding—give you all the tools you need to hit the road.

### WEIGHT

470 grams (size M)

### VENTS

15 vents (8 Active Air)  
3 brow ports

### CERTIFICATIONS

CPSC Bicycle, CE EN1078

### SIZES

S 52–56 cm  
M 55–59 cm  
L 58–62 cm

### VENTILATION

Overbrow Ventilation™  
Active Air™

### CONSTRUCTION

Fusion In-Mold Polycarbonate Shell

### FIT SYSTEM

Float Fit™

### OTHER TECH AND FEATURES

Removable Eye Shield  
Integrated Reflectivity  
Weather-Considered Soft Brim w/ Reflective Trim  
Removable Light Mount with Reflective Housing  
X-Static® Padding  
**NEW** No-Twist Tri-Glides™  
Ratchet Buckle  
Reflective Lightweight Straps  
MIPS®



Matte/Gloss Black




NEW



Matte White



SOFT BRIM



SHIELD UP



INTEGRATED REFLECTIVITY







# ANNEX

With Active Air tech and MIPS, this high-tech commuter helmet keeps you comfortable and secure day in and day out.



## COMMUTER KING

Commuting by bike can be exhilarating yet challenging, and Annex is designed to help empower your mission. The Annex includes MIPS (Multi-Directional Impact Protection System), which can provide an additional measure of protection in certain impacts. The Active Air Slider vent lets you regulate temperature for cool comfort. The Float Fit system gives you an easy, comfortable fit, plus this year No-Twist Tri-Glides have been adopted for added ease of adjustment. Special features—including integrated reflectivity, integrated light mount and weather-considered soft-brim visor—give you all the tools you need to be self-sufficient and super mobile.

## WEIGHT

425 grams (size M)

## VENTS

15 vents (8 Active Air)  
3 brow ports

## CERTIFICATIONS

CPSC Bicycle, CE EN1078

## SIZES

S 52–56 cm  
M 55–59 cm  
L 58–62 cm

## VENTILATION

Overbrow Ventilation™  
Active Air™

## CONSTRUCTION

Fusion In-Mold Polycarbonate Shell

## FIT SYSTEM

Float Fit™

## OTHER TECH AND FEATURES

Integrated Reflectivity  
Weather-Considered Soft Brim w/ Reflective Trim  
Removable Light Mount with Reflective Housing  
X-Static® Padding  
No-Twist Tri-Glides™  
Ratchet Buckle  
Reflective Lightweight Straps  
MIPS®

NEW



Matte/Gloss Black



NEW



Matte Shark Silver



NEW



Matte Lead



INTEGRATED REFLECTIVITY







# HUB

For daily commuting, coffee shop runs or cruising across campus, Hub is cool, comfortable and always looks the part.



## STREET SMART

Bike commuting isn't for the timid. Having gear that's built specifically for the task can be a major motivator. The Hub has similar features to our high-end performance helmets, but re-imagined for the streets. Overbrow Ventilation helps get you to work with less sweat. The dial-actuated fit system is simple, secure, and plays nice with eyewear, plus this year No-Twist Tri-Glides have been adopted for added ease of adjustment. Other smart touches include an integrated clip-on light mount, reflective trim and a soft-brim visor. And whatever you're wearing, Hub adds style.

## WEIGHT

365 grams (size M)

## VENTS

15 vents, 3 brow ports

## CERTIFICATIONS

CPSC Bicycle, CE EN1078

## SIZES

S 52–56 cm  
M 55–59 cm  
L 58–62 cm

## VENTILATION

Overbrow Ventilation™

## CONSTRUCTION

Fusion In-Mold Polycarbonate Shell

## FIT SYSTEM

Float Fit™

## OTHER TECH AND FEATURES

Soft Brim Visor w/ Reflective Trim  
Removable Light Mount with Reflective Housing  
Perforated Padding  
**NEW** No-Twist Tri-Glides™  
Ratchet Buckle  
Lightweight Straps



Matte Black



Gloss White



**NEW**

Matte Denim







# MUNI

With its comfortable Float Fit system, removable visor and integrated mounts for a mirror and lights, Muni makes commuting by bike a little bit easier and a lot more fun.



## CITY SLICKER

Integrated features, outstanding functionality and purposeful design make Muni a great choice for daily commuting. The overall shape and style has been continually refined since its introduction, making the Muni that much better. The easy-to-adjust fit system offers a higher level of comfort, fit and ease-of-use. There is a rear integrated light mount and the Muni also accommodates Bell's Flip Mirror, which clips to special grooves in the visor and stows away neatly when not in use.

*\*Light not included*

## WEIGHT

317 grams (size S/M)

## VENTS

21

## CERTIFICATIONS

CPSC Bicycle, CE EN1078

## SIZES

S/M 50–57 cm

M/L 54–61 cm

## VENTILATION

Overbrow Ventilation™

## CONSTRUCTION

Fusion In-Mold Polycarbonate Shell

## FIT SYSTEM

Float Fit™

## OTHER TECH AND FEATURES

Blade Plus™ Removable Visor

Integrated Rear Light Mount

Rain Gutters

Integrated Flip Mirror Mount

Reflective Decals



Matte Gunmetal



Gloss Hi-Vis Yellow



Matte Black







**SPORT**







# TRAVERSE

This all-purpose performer boasts a high-quality Polycarbonate Shell and comfortable, easily adjustable fit system, plus the optional protection of MIPS.



## CHOOSE YOUR ADVENTURE

Fitness rides, adventure rides, family rides around the neighborhood. With its quality in-mold Polycarbonate Shell construction and easy, approachable style, the Traverse is an all-around performer that gives you lots of options. This model offers optional MIPS (Multi-Directional Impact Protection System), which can provide an additional measure of protection in certain impacts. The Ergo Fit system offers a slim down, easy-to-use dial, plus this year No-Twist Tri-Glides have been adopted for added ease of adjustment. Totally comfortable, totally cool.

## WEIGHT

289 grams (315 w/ MIPS) (size U)

## VENTS

18

## CERTIFICATIONS

CPSC Bicycle, CE EN1078

## SIZES

Universal Adult 54–61 cm

Universal XL 56–63 cm *(select colors)*

## CONSTRUCTION

Fusion In-Mold Polycarbonate Shell

## FIT SYSTEM

Ergo Fit™

## OTHER TECH AND FEATURES

**NEW** No-Twist Tri-Glides™

Removable Visor

MIPS® *(optional)*

COMES IN

XL

OPTIONAL

MIPS

Matte Black



COMES IN

XL

OPTIONAL

MIPS

White/Silver



**NEW**

OPTIONAL

MIPS

Gloss Hibiscus/Black



**NEW**

OPTIONAL

MIPS

Gloss Pacific/Silver



**NEW**

OPTIONAL

MIPS

Matte Lead/Tropic



**NEW**

OPTIONAL

MIPS

Matte Kryptonite/Gunmetal







# COAST JOY RIDE

Make a style statement with this comfortable helmet. It helps you stay cool when you pick up the pace.



## STYLES FOR MILES

Great style meets cool comfort. The Coast features an adaptable design that's an easy match with what you wear and how you ride. This model offers the option of MIPS (Multi-Directional Impact Protection System), which can provide an additional measure of protection in certain impacts. Large air vents keep you cool, and a quality Polycarbonate Shell gives it a lightweight feel. The one-size-fits-all Ergo Fit system offers a slim down, easy-to-use dial, plus this year No-Twist Tri-Glides have been adopted for added ease of adjustment.

## WEIGHT

273 grams (294 w/ MIPS)

## VENTS

18

## CERTIFICATIONS

CPSC Bicycle, CE EN1078

## SIZES

Universal Women's 50–57 cm

## CONSTRUCTION

Fusion In-Mold Polycarbonate Shell

## FIT SYSTEM

Ergo Fit™

## OTHER TECH AND FEATURES

No-Twist Tri-Glides™  
Removable Visor  
MIPS® (optional)

NEW



# Joy Ride

NEW

OPTIONAL



Gloss White/Cherry Fibers



NEW

OPTIONAL



Gloss Navy/Sky Fibers



NEW

OPTIONAL



Matte Lead Stone







# DRAFT

Sleek shape, large air vents and Bell's unbeatable fit. Draft makes it easy to get on your bike and go.



## THE NEW STANDARD

The Draft delivers advanced features and design at an incredible value. Its rounded, compact profile is a nod to modern road style. The Ergo Fit system offers a slim down, easy-to-use dial, plus this year No-Twist Tri-Glides have been adopted for added ease of adjustment. With 25 large air vents, an extended in-mold polycarbonate shell and the optional protection of MIPS, it's a cool and comfortable choice that easily meets the demands of a wide range of riders.

## WEIGHT

273 grams (299 w/ MIPS)

## VENTS

18

## CERTIFICATIONS

CPSC Bicycle, CE EN1078

## SIZES

Universal Adult 54–61 cm

## CONSTRUCTION

Fusion In-Mold Polycarbonate Shell

## FIT SYSTEM

Ergo Fit™

## OTHER TECH AND FEATURES

**NEW** No-Twist Tri-Glides™  
MIPS® (optional)

OPTIONAL



Matte Black



OPTIONAL



White/Silver



**NEW**

OPTIONAL



Gloss Hibiscus/Black



**NEW**

OPTIONAL



Gloss Pacific/Silver



**NEW**

OPTIONAL



Matte Lead/Tropic



**NEW**

OPTIONAL



Matte Kryptonite/Gunmetal







# TEMPO JOY RIDE

Want more motivation to ride? Here it is. A sleek shape, comfortable new Ergo Fit system and optional MIPS will help get you out on the road.



## READY FOR FUN

Look good, feel good. It's as simple as that. Beneath the shapely exterior of the Tempo, you'll find useful features to keep you cool and comfortable on rides of any distance. The Tempo offers the option of MIPS, which can provide an additional measure of protection in certain impacts. The Ergo Fit system offers a slim, easy-to-use dial, plus this year No-Twist Tri-Glides have been adopted for added ease of adjustment. The large open vents channel in cool air. And the high-quality, lightweight construction makes it feel like it's barely even there.

## WEIGHT

257 grams (278 w/ MIPS)

## VENTS

18

## CERTIFICATIONS

CPSC Bicycle, CE EN1078

## SIZES

Universal Women's 50–57 cm

## CONSTRUCTION

Fusion In-Mold Polycarbonate Shell

## FIT SYSTEM

Ergo Fit™

## OTHER TECH AND FEATURES

No-Twist Tri-Glides™  
MIPS® (optional)

**\$60 ► MIPS**  
**\$40 ► NON-MIPS**



**NEW**  
**OPTIONAL**  
**MIPS**



Gloss White/Cherry Fibers

**NEW**  
**OPTIONAL**  
**MIPS**



Gloss Navy/Sky Fibers

**NEW**  
**OPTIONAL**  
**MIPS**



Matte Lead Stone







# TRACKER

From the town to the trail, this versatile helmet offers comfort and sleek style for wherever the ride takes you.



## ALL-PURPOSE PERFORMER

Tough and great-looking In-Mold shell? Check. Extended coverage? Check. Removable visor? Check. This proven performer is fully loaded with the comfortable Ergo Fit system and its easy-to-use dial, plus this year No-Twist Tri-Glides have been adopted for added ease of adjustment.

## WEIGHT

289 grams

## VENTS

25

## CERTIFICATIONS

CPSC Bicycle, CE EN1078

## SIZES

Universal Adult 54–61 cm

## CONSTRUCTION

Fusion In-Mold Polycarbonate Shell

## FIT SYSTEM

Ergo Fit™

## OTHER TECH AND FEATURES

**NEW** No-Twist Tri-Glides™  
Removable Visor



Matte Black



Matte Silver



Matte Red



**NEW**

Gloss Pacific



**NEW**

Matte Lead



**NEW**

Gloss Peacock







# TRACKER R NEW 2018

Tracker R goes big on style and versatility—ready for fitness rides, commuting or just cruising the neighborhood.



## EVERYDAY PERFORMANCE

Built for active lifestyles, the Tracker R blends proven fit and performance with a modern design. Twenty-Five air-scooping vents keep you cool, and the Ergo Fit system offers easy one-handed adjustment. Add in universal sizing and No-Twist Tri-Glides and you have a comfortable, no-nonsense helmet that looks as good as it feels.

## WEIGHT

273 grams

## VENTS

25

## CERTIFICATIONS

CPSC Bicycle, CE EN1078

## SIZES

Universal Adult 54–61 cm

## CONSTRUCTION

Fusion In-Mold Polycarbonate Shell

## FIT SYSTEM

Ergo Fit™

## OTHER TECH AND FEATURES

No-Twist Tri-Glides™



NEW

Matte Black



NEW

Matte Silver/Titanium



NEW

Matte Red/Black



NEW

Matte Glacier/Force Blue











# SIDETRACK

Inspired by adult mountain bike helmets, this awesome kids' model has extended rear coverage, optional MIPS protection, and a visor to complete the look.



## GROM PATROL

Kids these days. They love to ride, sometimes fearlessly, and they have more trails, bike parks and fun places to shred. We designed the Sidetrack to keep up with them. The Sidetrack features an all-mountain shape with lower coverage on the rear of the head. The ready-for-action style, complete with a cool visor, gets young riders motivated to ride. And the Ergo Fit system with new No-Twist Tri-Glides makes it quick and easy to get them going. Throw in optional MIPS protection in the Youth size and you get all-around performance for little rippers.

## WEIGHT

269 grams (Youth)  
289 grams (Youth w/ MIPS)  
284 grams (Child)

## VENTS

15

## CERTIFICATIONS

CPSC Bicycle, CE EN1078

## SIZES

Universal Youth 50–57 cm  
Universal Child 47–54 cm

## CONSTRUCTION

Fusion In-Mold Polycarbonate Shell

## FIT SYSTEM

Ergo Fit™

## OTHER TECH AND FEATURES

NEW Snap-In Visor  
PinchGuard Buckle™  
MIPS® (optional in Youth size)



NEW  
YOUTH  
OPTIONAL  
MIPS

Gloss Red/Black Seeker



NEW  
YOUTH  
OPTIONAL  
MIPS

Matte Black/Silver Fragments



YOUTH  
OPTIONAL  
MIPS

Matte Tang/Orange Seeker



NEW  
YOUTH  
OPTIONAL  
MIPS

Matte Pacific/Sky Fragments



NEW  
YOUTH  
OPTIONAL  
MIPS

Gloss Kryptonite/Retina Sear Seeker



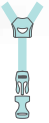
NEW  
YOUTH  
OPTIONAL  
MIPS

Matte Plum/Pear Fragments



NEW  
YOUTH  
OPTIONAL  
MIPS

Gloss Lilac Flutter



YOUTH  
OPTIONAL  
MIPS

Matte Pink Blossom



YOUTH  
OPTIONAL  
MIPS

Matte Titanium Shark







# SPAN

An updated, more compact shape and adjustable fit system makes this kid-sized skate/BMX lid fit like a helmet should.



## PRO-LEVEL FIT FOR THE STREET

The Span shows up on the scene with a modern twist on skate and BMX style. The fit is tight and right, and with a dial-adjustable fit system, this thing is staying put, no matter how rad you get.

## WEIGHT

423 grams (size S)

## VENTS

10

## CERTIFICATIONS

CPSC Bicycle, CE EN1078  
ASTM F1492-08 (Skate)

## SIZES

XS 49–53 cm  
S 51–55 cm

## FIT SYSTEM

Action Fit™

**[BIKE & SKATE  
CERTIFIED]**



Matte Black



Gloss White



Matte Red



**NEW**  
Matte Gunmetal



**NEW**  
Matte Plum



Matte Kryptonite



**NEW**  
Matte Flamingo/Pear Wild




**NEW**  
Gloss Black/Retina Sear Stoked



Gloss Purple/Pink Glide



**NEW**  
Matte Retina Sear/Black Stoked



Matte Force Blue Octobeast



**NEW**  
Matte Emerald/Poppy Stoked







# BLOCK NEW 2018

Skate and BMX style in a lower profile package just for the groms.



## LOW PROFILE STREET STYLE

Street or dirt, the Block brings it. There's plenty of coverage and a more head-hugging shape that's curved in more at the back and sides. The result is a nicely contoured lid that fits securely and looks great too.

## WEIGHT

405 grams (size S)

## VENTS

10

## CERTIFICATIONS

CPSC Bicycle, CE EN1078  
ASTM F1492-08 (Skate)

## SIZES

XS 49–53 cm  
S 51–55 cm

**[BIKE & SKATE  
CERTIFIED]**



NEW

Matte Black



NEW

Gloss White



NEW

Gloss Retina Sear



NEW

Matte Grenade



NEW

Gloss Black Ablaze



NEW

Gloss Mint Blossom



NEW

Matte Pink Skully







# BELLINO



## A PARTY FOR YOUR HEAD

Great styling, great graphics and great features. The Bellino has it all—an ErgoDial Fit System, a built-in visor, Tight-Fit Microshell, Cam-Lock Levers and a PinchGuard Buckle.

### WEIGHT

252 grams (size S/M)

### VENTS

8

### CERTIFICATIONS

CE EN1078

### SIZES

S/M 48–52 cm

M/L 52–56 cm

### CONSTRUCTION

Fusion In-Mold Polycarbonate Shell

### FIT SYSTEM

ErgoDial™

### OTHER TECH AND FEATURES

PinchGuard Buckle™



Hummingbirds



Safari



Helicopters



Heart Color Block



NEW

Blue Robots



NEW

Retina Sear Flames



NEW

Pink Unicorn



# TECH GLOSSARY



## ENERGY MANAGEMENT/ CONSTRUCTION

### BELL FORMFIT™

A helmet liner made with multiple segments attached to an internal skeleton, creating a flexible fit that conforms to your head.



### DOUBLE-WALLED CONSTRUCTION™

A thick outer layer creates a stiff shell for helmets that are certified for multiple activities including bike and skate.



### DURABLE & RESILIENT EPP™

Made for action sports, this helmet liner can help to withstand multiple impacts. The material is designed to compress when it takes a hit, and rebound after the impact.



### FUSION IN-MOLD POLYCARBONATE SHELL

A process pioneered by Bell that bonds the helmet's outer shell to the EPS foam liner to create a sturdier helmet.

### INTERNAL ROLL CAGES

Composite skeletons used to reinforce helmets, allowing for bigger vents and lighter weight.

### MIPS®

MIPS (Multi-Directional Impact Protection System) is a leading slip plane technology inside the helmet designed to reduce rotational forces that can result from certain impacts.



### MIPS® SPHERICAL

MIPS is built into the helmet between two different layers of foam, one of high density EPS and one of lower density EPP. Each layer has a thin hard shell. The outer shell rides on the inner shell like a ball and socket located in place by MIPS elastomers, and can move several millimeters in any direction in the case of impact.

### PROGRESSIVE LAYERING™

The process of engineering a helmet liner with variable EPS foam densities to better manage the transfer of energies after some impacts.



## AIR FLOW


### ACTIVE AIR™

An integrated slider button that opens and closes vents, giving the rider the ability to regulate airflow, temperature and aero efficiency.



### DUAL FLOW VENTILATION™

Air ports along the brow provide ventilation and help defog goggles.



### OVERBROW VENTILATION™

Intake ports on the brow of the helmet usher in cool air and push it through the air-channel matrix for full-head ventilation.



### VELOCITY FLOW VENTILATION™

Originally developed for moto use, this ventilation system in the Full-9 and Transfer-9 pulls air through the internal venting system to help keep the rider cool and dry.

## VISORS

### BLADE PLUS VISOR™

Integrated visor shields rider from the elements with style, functionality, a simple attachment, and a perch for a front light.

### FLYING BRIDGE VISOR™

Originally developed for moto use, this visor for Full-9 and Transfer-9 uses side-mounted adjusting screws that are easy to adjust, even while wearing gloves.



### GOGGLEGUIDE™ ADJUSTABLE VISOR

Adjustable visor accommodates both goggles and glasses.



### 4-POSITION ADJUSTABLE VISOR

No-slip design allows instant on-the-fly height adjustments so you can easily position visor at desired angle with a simple up or down tug.

## FIT AND RETENTION SYSTEMS

### ACTION FIT™

Designed for street and skate helmets, this streamlined fit system offers an adjustable, secure fit with the turn of a dial.



### CAM-LOCK™ LEVERS

Quick and easy strap adjustment around the ears. Just open the cam, position the straps comfortably, and close the cam.

### ERGO FIT™

What was once ErgoDial now has an improved dial feel and function (no longer requires a push to turn) and is more sleek and less bulky.



### FIDLOCK® BUCKLE

A one-of-a-kind, patented magnetic fastening technology that closes automatically and can be opened easily with just one hand.

### FLOAT FIT™

Minimalist, lightweight fit system with an easy-to-turn rubber overmolded dial for adjustments.



### FLOAT FIT DH™

Comfortable and secure fit system with an easy-turn rubber overmolded dial for adjustments.



### FLOAT FIT RACE™

State-of-the-art lightweight fit system that features an easy-to-turn dial, wide-range vertical adjustment and padded width-adjustable cradles.



### INTEGRATED MIPS®

By integrating the MIPS slip plane into the retention system, we are able to reduce complexity and weight. This allows us to produce a more compact helmet that fits more closely to your head, with better ventilation.



### NO-TWIST TRI-GLIDES™

Quick-adjust fasteners help keep straps flat and properly positioned.



### PINCHGUARD™ BUCKLE

A specially designed buckle for kids' helmets that prevents pinching.

## ADAPTABILITY

### INTEGRATED COMPATIBILITY w/ EJECT® SYSTEM

In the case of a crash, this design helps first responders gently remove helmet from a rider's head, reducing the potential for secondary injuries.



### MAGNEFUSION™ MAGNETIC CHEEKPADS

Integrated cheekpad system makes it easy to remove cheekpads after a crash or swap them out for cleaning and drying.



### WRAPAROUND PROTECTION™

A removable protective chin bar, designed for trail riding adaptability. Attaches with a simple 3-step connection process—no tools required.



**⚠ WARNING:** All chin bars have limits, and serious injury or death can occur. Read owner's manual carefully before using your helmet.

## OTHER TECH AND FEATURES

### BREAKAWAY SCREWS

Used to attach the visor to the helmet, these screws are designed to break off under high-velocity impacts to avoid visor snag.

### INTEGRATED BREAKAWAY CAMERA MOUNT

A seamless camera mount, requiring no zip ties or tape, that is engineered to “break away” upon impact to reduce the risk of injury.



### INTEGRATED REFLECTIVITY

Durable reflective coating process applied to large areas of the helmet shell for incredible low light visibility.



### SOUNDTRAX™ SPEAKER SYSTEM

Built-in speaker pockets and audio cable routing offers integrated solution for syncing up to your device.



### SWEAT GUIDE™

Sweat Guide pad design pulls moisture away from the brow pad and away from eyewear.



### X-STATIC® AND XT-2® PADDING

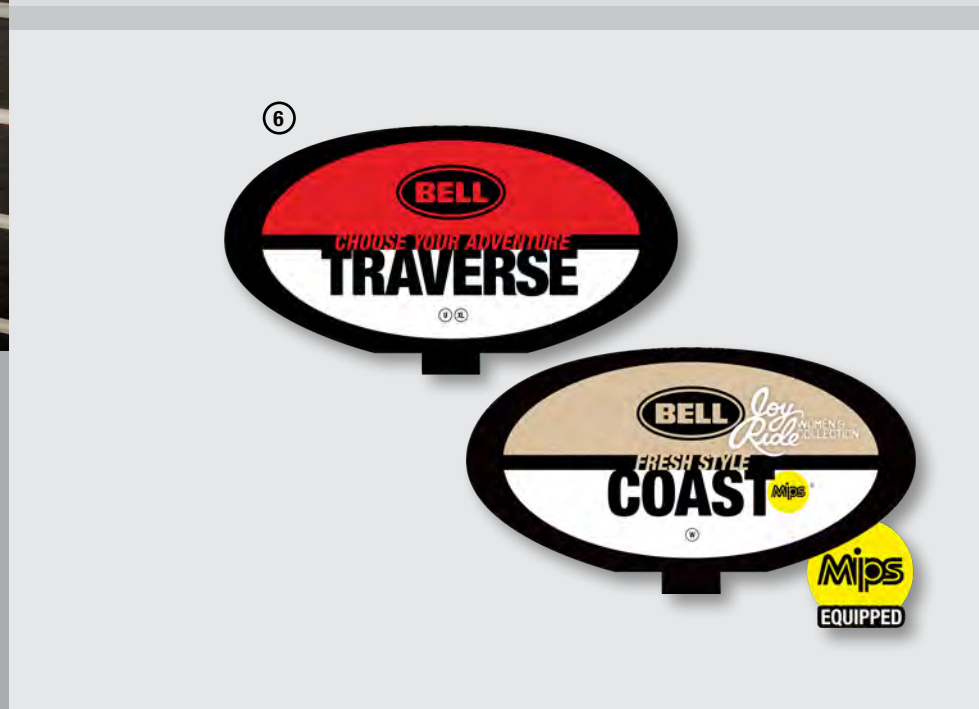

Quick-drying pad materials, woven with real silver fibers, inhibit growth of odor-causing bacteria and fungi.



MIPS, Eject, Fidlock, X-Static, and XT-2 are trademarks of their respective owners.



# IN-STORE MERCHANDISING



## ① ROLLING DISPLAY

- 76"H x 31"W x 30"D
- Durable steel and wood construction
- Easily accommodates 21 helmets on holders plus one hero helmet on shelf
- Designed to work with current Bell helmet holders and shelf talkers
- Interchangeable graphics available for framed panels
- Includes removable side mirror

## ② CARDSTOCK TRIPTYCHS

- 15"H x 19"W (flat)
- Hangs on slatwall or pegboard
- Hardware included
- Easy-to-follow instructions printed on back
- 2017 versions available Fall 2016

## ③ BELL HELMET HOLDERS

- Slat wall helmet holder
- Holds all Bell helmets
- Bell Logo on face
- Made to accommodate shelf talkers
- Packaged in sets of six

## ④ BELL METAL TACKER SIGN

- 28"H x 48"W
- Metal diecut with 4 mounting holes

## ⑤ BELL LOGO BANNER

- 28"H x 48"W
- Vinyl with 4 corner grommets

## ⑥ BELL SHELF TALKERS

- Designed to slide into Bell helmet holders
- Graphics updated yearly




ROAD

ZEPHYR




STRATUS




STRATUS JOY RIDE



CATALYST



JAVELIN



FALCON JOY RIDE



NALA JOY RIDE



FORMULA



DRIFTER




MOUNTAIN


SUPER DH



SUPER 3R



SUPER 3R JOY RIDE



SUPER 3



SIXER




SIXER JOY RIDE



HELA JOY RIDE



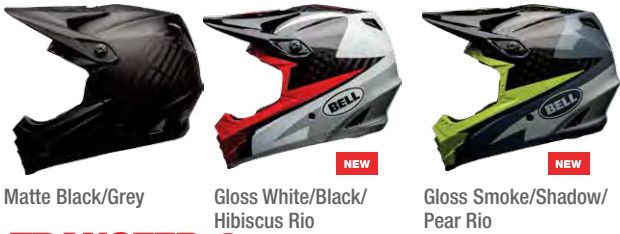
4FORTY






FULL-FACE

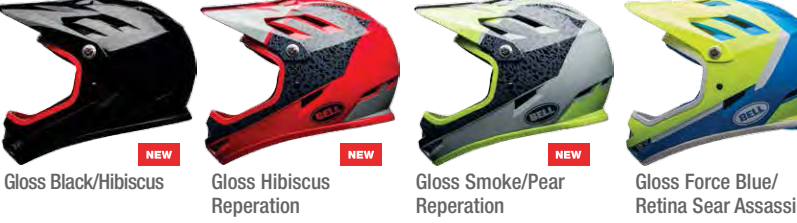
FULL-9



TRANSFER-9



SANCTION




YOUTH

SIDETRACK (YOUTH & CHILD)



SPAN



NEW BLOCK




COMMUTER

ANNEX SHIELD



ANNEX



HUB




MUNI



BMX/SKATE

LOCAL



FULL FLEX



SPORT

TRAVERSE



COAST JOY RIDE



TEMPO JOY RIDE



DRAFT



TRACKER



NEW TRACKER R



YOUTH

BELLINO





**Product Photography:** Josh Sawyer  
**Lifestyle & Athlete Photography:** Josh Sawyer, Brian Vernor, Paris Gore, Sven Martin, Dave Trumpore, Kristof Ramon, Bo Bridges, Jeff Zielinski, Robbie Crawford, Sean Heimdahl

© 2017 Bell Sports, Inc. All rights reserved. Bell Helmets may be protected under one or more Patents. For more information, visit [www.bellhelmets.com](http://www.bellhelmets.com).  
4Forty, Action Fit, Active Air, Annex, Bell, Bellino, Blade Visor, Blade Plus Visor, Block, Cam-Lock, Catalyst, Cinch Guide, Coast, Composite Construction, Division, Double-Walled Construction, Draft, Drifter, Dual Flow Ventilation, Durable & Resilient EPP, Ergo Fit, ErgoDial, Falcon, Float Fit, Float Fit DH, Float Fit Race, Flying Bridge Visor, FormFit, Formula, Full Flex, Full-9, Fusion In-Mold, GoggleGuide, Hela, Hub, Javelin, Joy Ride, Local, Microshell, Moto-8, Moto-9, Muni, No-Twist Tri-Glide, Overbrow Ventilation, Pinchguard, Progressive Layering, Sanction, Sixer, Soundtrax, Span, Stratus, Super 3, Super 3R, Super DH, Sweat Guide, Tempo, Tracker, Tracker R, Transfer-9, Traverse, Velocity Flow Ventilation, Wraparound Protection, and Zephyr are trademarks of Bell Sports, Inc.  
Fidlock, MIPS, Eject, GoPro, X-Static, and XT-2 are trademarks of their respective owners.





---

**BELL SPORTS, INC.**

5550 Scotts Valley Drive, Scotts Valley, CA 95066

831-461-7500

[bellhelmets.com](http://bellhelmets.com)

Dealer Sales Tel. 800-776-5677

Dealer Sales Fax. 800-888-9009

Online Dealer Support: [actionsports-dealersupport.com](http://actionsports-dealersupport.com)

**SALES AND CUSTOMER SERVICE—AMERICAS/PACIFIC RIM**

1001 Innovation Road, Rantoul, IL 61866

Credit Team Tel. 866-525-2357

Consumer Hotline Tel. 800-456-2355

**SALES AND CUSTOMER SERVICE—EUROPE**

River House, St. Mary's Road, Newcastle West, County Limerick Ireland

Tel. +353-69-61544 | Fax. +353-69-61550

---



A Vista Outdoor company.

