

GLOBAL

# Spring 2018 Cycling










# Giro Teams, Athletes and Ambassadors

Innovation starts with inspiration. We're proud to be an essential part of the ride for these amazing teams and athletes.



## Helmets

---

### Road

BMC Racing Team  
Canyon-SRAM Racing Team  
Holowesko-Citadel Racing Team  
Hot Tubes Devo  
One Pro Cycling  
Rad Racing Junior Cycling  
Team Katusha Alpecin  
Team Wiggins  
WM3 Pro Cycling Team

### Crit / Track

Affinity  
Aventon  
Deluxe  
Dosnoventa  
Endo  
FAST Amsterdam  
Gregory Bauge  
LA Sweat

### MASH SF

Michael D'Almeida  
Team Low  
USA Cycling

### Dirt

BMC - MTB Team  
Adolf Silva  
Anton Thelander  
Cannondale CXW  
Carson Storch  
Clement CX & XC  
Clif Pro Team  
Daniel Wolfe  
Francois Bailly-Maitre  
Garett Buehler  
Graham Agassiz  
Greg Watts  
Juliana SRAM Pro Team  
Kurt Sorge

### Mitch Chubey

Mountain Tschopp Team  
Nomads  
Paul Basagoitia  
Peter Henke  
Reed Boggs  
Team Kona  
Yannick Granieri  
Yeti Fox MTB Team

### Tri

Andreas Raelert  
Ellie Salthouse  
Emma-Kate Lidbury  
Jake Montgomery  
Julia Gajer  
Michael Raelert  
Michael Weiss  
Nils Frommhold  
Terenzo Bozzzone

# Giro Teams, Athletes and Ambassadors



## Footwear

---

### Road

Alexis Vuillermoz - AG2R  
Ben Hermans - BMC Racing Team  
Danilo Wyss - BMC Racing Team  
Hubert Dupont - AG2R  
Jacopo Guarnieri - FDJ Cycling Team  
Kevin Ledanois - TEAM Fortuneo  
Manuel Senni - BMC Racing Team  
Mathias Frank - AG2R  
Richle Porte - BMC Racing Team  
Silvan Dillier - BMC Racing Team  
Taylor Phinney - Cannondale Drapac  
Tejay van Garderen - BMC Racing Team

### Dirt

Aaron Gwin  
Adolf Silva  
Anka Martin - Julianna  
Anton Thelander  
Cannondale CXW  
Carson Storch  
Chris Johnston - Nomads  
Clif Pro Team  
Cody Kelley - Yeti MTB Team  
Daniel Wolfe  
Dylan Wolsky - Nomads  
Francois Bailly-Maitre  
Garett Buehler  
Graham Agassiz  
Greg Watts  
Kelli Emmett - Julianna

Kurt Sorge  
Mitch Chubey  
Reed Boggs  
Richie Rude - Yeti MTB Team  
Sarah Leisman - Julianna  
Yannick Granieri

### Tri

Andreas Raelert  
Ellie Salthouse  
Jake Montgomery  
Michael Raelert  
Michael Weiss  
Nils Frommhold





# Spring 2018 Helmets



# Vanquish MIPS

## Shape the wind

The Vanquish™ MIPS helmet is the pinnacle of performance road cycling helmet technology. The science of air flow, and the art of mastering it, dictated the helmet's silhouette and ventilation designs from the beginning, with months of aerodynamic development, dozens of iterations and extensive pro rider testing. The result is Vanquish MIPS—the ultimate aero road helmet.

This no-compromise helmet is packed with progressive features designed to enhance your ride, from best-in-class aerodynamic efficiency, to exceptional ventilation, to innovative solutions in head protection. Whether you're hammering off the front, smashing the bike leg of an Ironman or laying down maximum wattage in the dash to the finish line, the Vanquish shapes the wind to work for you.





# Vanquish MIPS





# Vanquish MIPS



## 1 TransformAir Technology

An aerodynamic “cliff” tricks the air by reducing drag and providing the aerodynamic efficiency of a full teardrop helmet, in a profile that is more comfortable and versatile in a variety of head angles.

## 2 Roc Loc Air MIPS

An innovative combination of the Multi-Directional Impact Protection System (MIPS) and Giro’s proprietary Roc Loc® Air fit system that makes the Vanquish™ better ventilated, supremely comfortable, and more protective in certain impacts.

## 3 Wind Tunnel Ventilation

Wind Tunnel™ ventilation allows air to flow smoothly across the top of the rider’s head to deliver optimum cooling around the entire helmet, and works to reduce aerodynamic drag.

## 4 Vivid Shield - Optics by Zeiss

This shield makes the Vanquish™ even faster by streamlining airflow, and features an all new road-tuned Vivid™ lens that increases contrast and definition while keeping colors true-to-life.

## 5 Progressive Layering

A multi-density foam construction saves weight and allows the Vanquish™ to help manage a wide range of impact energies.

## 6 Four Polycarbonate Hardbodies

These hardbodies make the helmet lighter, more aerodynamically efficient and more durable.

## 7 Aerodynamic Webbing System

Giro’s proprietary Tri-Glides allow the helmet’s Featherweight webbing to lie flat against your face, increasing comfort and reducing aerodynamic drag.

## 8 Eyewear Grippers

Integrated eyewear grippers provide easy and secure sunglass storage when you want to see the world with your own two eyes.







# Camden MIPS

## Practical urban style

It can be easy to overlook bike lights during a hectic week at work, but with the Camden™ as a part of your commute routine you'll never leave home without boosted low-light visibility and a helmet that keeps you feeling comfortable, stylish, and secure. The Camden's integrated rear light disappears into a model of urban elegance when it's not activated; but in darkness or low-light situations it can be easily switched on to illuminate the rear of the helmet for enhanced visibility, day or night.



Built-in rear light





# Sport Recreation

## A smart choice, wherever the ride takes you

Featuring a style that's at home cruising the roads or trails and models designed to fit almost any head shape or size, these helmets deliver best-in-class comfort and performance. Each helmet in this family offers lightweight design, cooling ventilation, plush quick-dry padding and easy adjustability. For those looking for classic style and fit, the Register™ is the perfect place to turn. If you're looking for the classic Giro fit and are in need of an extra-large size, try the Bronte™. Ladies looking for their own style need look no further than the Vasona™, and the Hale™ is a fantastic choice for young two-wheeled adventurers. Each model is available with or without MIPS® Technology, which can redirect energy and provide more protection in certain impacts.



## Vasona



## Bronte





# Sport Recreation

Register

Hale





# Isode

## Top features, for less

Inspired by high-performance road riding and classic cycling helmet designs, the Isode™ offers top features and great value for riders who want the best of the basics. Key benefits, like low weight, easy adjustability and sleek road styling make this a phenomenal choice when the cranks start turning, allowing you to stay focused on the ride and the road ahead.





# Mountain Recreation

## Leading value on the trail

We built the Mountain Recreation helmet family so you can focus on enjoying the trail, and not worry about your gear. These helmets feature deeper coverage at the rear, mountain bike-inspired detailing and breezy ventilation in a lightweight and easily-adjustable package. For adults looking for mountain bike style and cool comfort on the singletrack, the Fixture™ is the perfect place to turn. If you're looking for the classic Giro fit and are in need of an extra-large size, try the Compound™. Ladies looking for their own knobby-tired style need look no further than the Verve™, and the Tremor™ is a fantastic choice for young shredders. Each model is available with or without MIPS® Technology, which can redirect energy and provide more protection in certain impacts.



Compound



Fixture

# Spring 2018 Cycling Helmet Index



**Aero  
Helmets >**



**Road  
Helmets >**



**Dirt  
Helmets >**



**Women's  
Road Helmets >**



**Women's  
Dirt Helmets >**



**Urban  
Helmets >**



**Recreational  
Helmets >**



**Youth  
Helmets >**





# 2018 Aero Helmets

# Spring 2018 Aero Helmets



**Aerohead  
Ultimate MIPS >**



**Aerohead MIPS >**



**Vanquish MIPS >**





# Aerohead Ultimate MIPS

## Record-setting speed

Giro pioneered the aerodynamic helmet category with the original Advantage in 1985, and now we are redefining it with the new Aerohead™ Ultimate MIPS®. It boasts the most aerodynamically-efficient profile we've ever created, making it your fastest option when every split-second counts. The shell is constructed with TeXtreme® carbon fiber, an advanced material that is lighter and stronger than other carbon composites. The ZEISS Optics wrap-around eye shield offers remarkable clarity and field of view, and a magnetic anchor attachment keeps the eye shield secure, yet allows easy removal and storage in the "flipped up" position. The helmet is outfitted with a hydrophilic, anti-microbial brow pad that can absorb up to ten-times the amount of sweat as standard urethane padding, and it is equipped with the MIPS system to redirect impact energy, providing more protection in certain impacts.



Matte Black /  
Gloss Black

Matte White /  
Silver

### FEATURES:

- TeXtreme® carbon fiber shell
- Super Fit™ Engineering
- Eye shield made by ZEISS® Optics
- Magnetic lens anchor attachment
- Hydrophilic, X-Static® anti-microbial padding
- Includes helmet pod for traveling and second clear shield
- MIPS® equipped

### CONSTRUCTION:

Hybrid construction TeXtreme® carbon fiber shell with in-molded EPS liner

### FIT SYSTEM:

Roc Loc® Air

### VENTILATION:

- Vented shield
- Over-brow ventilation
- Internal channeling

### SUPER FIT™ SIZES:

- S 20" - 21.75" / 51 - 55cm
- M 21.75" - 23.25" / 55 - 59cm
- L 23.25" - 24.75" / 59 - 63cm



# Aerohead MIPS

## Beat the clock and stay cool

The Aerohead™ MIPS® is for triathletes and time-trialists who demand a balance of aerodynamics and cooling power. It features an aerodynamically efficient profile, constructed with a lightweight polycarbonate shell. The Wind Tunnel™ ventilation and internal channeling keeps you cool when the competition heats up. The Aerohead™ MIPS features a unique wraparound eye shield that offers an unblocked field of view and unrivaled clarity. A magnetic anchor attachment keeps the shield secure, yet easy to remove and store in the “flipped up” position, making for quick transitions to the bike. It is equipped with the MIPS system to redirect impact energy, which can provide more protection in certain impacts.



Matte Black /  
Titanium



Matte White /  
Silver



Matte Grey  
Firechrome



Matte Dazzle



Matte Glacier

### FEATURES:

- Polycarbonate shell
- Super Fit™ Engineering
- Eye shield made by ZEISS® Optics
- Magnetic lens anchor attachment
- MIPS® equipped

### CONSTRUCTION:

- In-mold polycarbonate shell with EPS liner

### FIT SYSTEM:

- Roc Loc® Air

### VENTILATION:

- Vented shield
- Over-brow ventilation
- 4 Wind Tunnel™ vents with internal channeling

### SUPER FIT™ SIZES:

- S 20" - 21.75" / 51 - 55cm
- M 21.75" - 23.25" / 55 - 59cm
- L 23.25" - 24.75" / 59 - 63cm





# Vanquish MIPS

## Shape the wind



The Vanquish™ MIPS® is the pinnacle of high-performance road cycling helmets, featuring the innovative TransformAir design that actively streamlines airflow to reduce drag. Inside the Vanquish is an EPS liner with progressive layering, and our renowned RocLoc® Air system seamlessly integrated with MIPS Technology to enhance comfort and cooling power while providing an additional measure of protection. So whether you're hammering off the front, smashing an Ironman course, or laying down maximum wattage in the dash to the finish line, the Vanquish shapes the wind to work for you.



Matte Black



Matte White



Red / Black

Matte Grey  
Firechrome

Matte Dazzle



Matte Glacier

### FEATURES:

- TransformAir™ Technology
- EPS liner with progressive layering
- Integrated MIPS® Technology
- Magnetic Vivid™ shield by Zeiss®
- Stealth shield dock
- Eyeglass grippers
- Antimicrobial padding
- Featherweight webbing

### CONSTRUCTION:

- In-mold construction with progressive layering
- Four-piece polycarbonate interlocking Hardbody™ shell

### FIT SYSTEM:

- Roc Loc® Air MIPS

### VENTILATION:

- Wind Tunnel™ ventilation

### SUPER FIT™ SIZES:

- S 20" - 21.75" / 51 - 55cm
- M 21.75" - 23.25" / 55 - 59cm
- L 23.25" - 24.75" / 59 - 63cm





# 2018 Road Helmets



# Spring 2018 Road Helmets Index



**Synthe MIPS >**



**Synthe >**



**Aeon >**



**Aspect >**



**Cinder MIPS >**



**Savant MIPS >**



**Savant >**



**Foray MIPS >**



**Foray >**



# Synthe MIPS

## Faster is cooler

The Synthe™ MIPS® is the pinnacle of road helmet design, combining the performance gains of an aerodynamic profile and light weight with great cooling power to enhance rider comfort and efficiency in road rides and races. The compact form slips through the air with ease across multiple yaw and head angles, and offers greater cooling power than the Aeon™. Key features include the Roc Loc® Air fit system with 2-way fit tuning and Aero Mesh Panels with a dedicated port for securely docking sunglasses as you ride. Synthe MIPS models are available with the Multi-Directional Impact Protection System. We believe MIPS can redirect energy and provide more protection in certain impacts.



Matte Black

Matte White /  
SilverMatte Black  
Breakaway

Matte Blue

Matte Charcoal /  
FrostMatte Grey  
Firechrome

Matte Red

Matte Black /  
Bright Pink

### FEATURES:

Featherweight webbing with Slimline™ buckle

Ponytail compatible

MIPS® equipped

### CONSTRUCTION:

In-mold polycarbonate shell with EPS liner

Thermoformed SL Roll Cage™ reinforcement

### FIT SYSTEM:

Roc Loc® Air

### VENTILATION:

26 Wind Tunnel™ vents with internal channeling

### SUPER FIT™ SIZES:

S 20" - 21.75" / 51 - 55cm

M 21.75" - 23.25" / 55 - 59cm

L 23.25" - 24.75" / 59 - 63cm



Black Flash





# Synthe

## Faster is cooler

The Synthe™ is the pinnacle of road helmet design, combining the performance gains of an aerodynamic profile and light weight with great cooling power to enhance rider comfort and efficiency in road rides and races. The compact form slips through the air with ease across multiple yaw and head angles, and offers greater cooling power than the Aeon™. Key features include the Roc Loc® Air fit system with 2-way fit tuning and Aero Mesh Panels with a dedicated port for securely docking sunglasses as you ride.



Matte Black

Matte White /  
SilverMatte Charcoal /  
Frost

Matte Red

Highlight Yellow /  
White

### FEATURES:

Featherweight webbing with Slimline™ buckle  
Ponytail compatible

### CONSTRUCTION:

In-mold polycarbonate shell with EPS liner  
Thermoformed SL Roll Cage™ reinforcement

### FIT SYSTEM:

Roc Loc® Air

### VENTILATION:

26 Wind Tunnel™ vents with internal channeling

### SUPER FIT™ SIZES:

S 20" - 21.75" / 51 - 55cm  
M 21.75" - 23.25" / 55 - 59cm  
L 23.25" - 24.75" / 59 - 63cm



# Aeon

## Get more, and less

If you want a cool and comfortable helmet, and the lightest helmet in our road line – then you want the Aeon.™ We relentlessly optimized every one of our best features including the shape of the helmet itself, to reduce weight by 28 percent compared with the Aeon's predecessor. We also sculpted massive vents with interior channeling for impressive cooling power, and integrated the full adjustability and comfort of a Roc Loc® 5 fit system for a secure, luxurious fit.



Matte Black

Matte White /  
SilverMatte Black /  
Bright Red

Matte Dazzle

Matte Charcoal  
Frost

Matte Blue

### FEATURES:

X-Static® padding

Featherweight webbing  
with Slimline™ buckle

Ponytail compatible

### CONSTRUCTION:

In-mold polycarbonate  
shell with EPS liner

Thermoformed SL Roll  
Cage™ reinforcement

### FIT SYSTEM:

Roc Loc® 5

### VENTILATION:

24 Wind Tunnel™ vents  
with internal channeling

### SUPER FIT™ SIZES:

S 20" - 21.75" / 51 - 55cm

M 21.75" - 23.25" / 55 - 59cm

L 23.25" - 24.75" / 59 - 63cm







# Aspect

## Performance under the hood

The Aspect™ helmet is a fully evolved helmet design that challenges convention. The sleek, simple exterior form belies the top-level performance “under the hood.” With details like the Roc Loc® Air fit system, the Aspect offers a secure, comfortable fit while increasing airflow inside the helmet. Other subtle amenities include soft Heathered webbing, Ultrasuede® interior and chin strap padding, and a built-in cloth visor to keep the sun (or rain) at bay.



Matte Black

Matte Glacier  
GreyMatte Black  
Dazzle

Gloss Vermillion

Matte Storm /  
Tortoise

### FEATURES:

- Removable soft visor
- Ultrasuede® padding and chin strap pad
- Ponytail compatible

### CONSTRUCTION:

- In-mold polycarbonate shell with EPS liner
- Molded plastic or brushed aluminum side panels
- Roll Cage™ internal reinforcement

### FIT SYSTEM:

Roc Loc® Air

### VENTILATION:

19 Wind Tunnel™ vents with internal channeling

### SUPER FIT™ SIZES:

S 20" - 21.75" / 51 - 55cm  
M 21.75" - 23.25" / 55 - 59cm  
L 23.25" - 24.75" / 59 - 63cm





# Cinder MIPS

## Heavy on features, light on weight

The Cinder™ MIPS® provides all the features an avid road rider wants in a lightweight package. The design is inspired by the classic aesthetic of our premium Synthe™ helmet, offering similar performance and style. Key features include the Roc Loc® 5 fit system, which allows you to easily dial-in both fit tension and adjust vertical position with a single hand. Air-FX padding offers comfort on your longest rides, and the helmet is equipped with MIPS to redirect impact energy, providing more protection in certain impacts.



Matte Black /  
Charcoal



Matte White /  
Silver



Matte Titanium



Matte Red



Matte Black  
Breakaway



Matte Blue



Highlight Yellow

### FEATURES:

- Compact shape
- Air-FX padding
- Ponytail compatible
- MIPS® equipped

### CONSTRUCTION:

- In-mold polycarbonate shell with EPS liner
- Thermoformed SL Roll Cage™ reinforcement

### FIT SYSTEM:

Roc Loc® 5

### VENTILATION:

26 Wind Tunnel™ vents with internal channeling

### SUPER FIT™ SIZES:

S 20" - 21.75" / 51 - 55cm  
M 21.75" - 23.25" / 55 - 59cm  
L 23.25" - 24.75" / 59 - 63cm







# Savant MIPS

## A leading legacy on the road

The Savant™ MIPS® offers authentic race-inspired style and performance with a plush, comfortable fit that's ready to go the distance. The slim design combines great ventilation from 25 Wind Tunnel™ vents, with the secure feel and convenience of the adjustable Roc Loc® 5 fit and stability system. And with the light weight and durability of In-Mold™ construction, it won't weigh you down. Savant MIPS models are available with the Multi-Directional Impact Protection System. We believe MIPS can redirect energy and provide more protection in certain impacts.



Matte Black /  
White



Matte White /  
Black



Matte Midnight  
Blue



Matte Red



Matte Dazzle

### FEATURES:

Coolmax padding  
Classic road styling  
MIPS® equipped

### CONSTRUCTION:

In-mold polycarbonate shell with EPS liner

### FIT SYSTEM:

Roc Loc® 5

### VENTILATION:

25 Wind Tunnel™ vents with internal channeling

### SUPER FIT™ SIZES:

S 20" - 21.75" / 51 - 55cm  
M 21.75" - 23.25" / 55 - 59cm  
L 23.25" - 24.75" / 59 - 63cm  
XL 24" - 25.5" / 61 - 65cm





# Savant

## A leading legacy on the road

The Savant™ offers authentic race-inspired style and performance with a plush, comfortable fit that's ready to go the distance. The slim design combines great ventilation from 25 Wind Tunnel™ vents, with the secure feel and convenience of the adjustable Roc Loc® 5 fit and stability system. And with the light weight and durability of In-Mold™ construction, it won't weigh you down.

### FEATURES:

Coolmax padding  
Classic road styling

### CONSTRUCTION:

In-mold polycarbonate shell with EPS liner

### FIT SYSTEM:

Roc Loc® 5

### VENTILATION:

25 Wind Tunnel™ vents with internal channeling

### SUPER FIT™ SIZES:

S 20" - 21.75" / 51 - 55cm  
M 21.75" - 23.25" / 55 - 59cm  
L 23.25" - 24.75" / 59 - 63cm  
XL 24" - 25.5" / 61 - 65cm



Matte Black /  
White



Matte White /  
Black



Matte Titanium /  
White



Matte Dark Red





## Foray MIPS

### Sleek and stylish

The Foray™ MIPS® drafts off the bold design language of our premium Synthe™ helmet, and offers many of our key features including durable in-mold construction and the Roc Loc® 5 fit system with two-way fit adjustment. The slim design is very light, offers great ventilation and is available in three Super Fit™ sizes so that you can get a helmet that looks, fits and feels like it was made for you. MIPS models are available with the Multi-Directional Impact Protection System. We believe MIPS can redirect energy and provide more protection in certain impacts.



Matte Black /  
White



Matte White /  
Silver



Matte Titanium /  
White



Bright Red /  
Black



Matte Charcoal /  
Frost



Highlight Yellow



Matte Black  
Breakaway

#### FEATURES:

Streamlined design

Coolmax padding

MIPS® equipped

#### CONSTRUCTION:

In-mold polycarbonate shell with EPS liner

#### FIT SYSTEM:

Roc Loc® 5

#### VENTILATION:

21 vents

#### SUPER FIT™ SIZES:

S 20" - 21.75" / 51 - 55cm

M 21.75" - 23.25" / 55 - 59cm

L 23.25" - 24.75" / 59 - 63cm





# Foray

## Sleek and stylish

The Foray™ drafts off the bold design language of our premium Synthe™ helmet, and offers many of our key features including durable in-mold construction and the Roc Loc® 5 fit system with two-way fit adjustment. The slim design is very light, offers great ventilation and is available in three Super Fit™ sizes so that you can get a helmet that looks, fits and feels like it was made for you.

### FEATURES:

Streamlined design

Coolmax padding

### CONSTRUCTION:

In-mold polycarbonate shell with EPS liner

### FIT SYSTEM:

Roc Loc® 5

### VENTILATION:

21 vents

### SUPER FIT™ SIZES:

S 20" - 21.75" / 51 - 55cm

M 21.75" - 23.25" / 55 - 59cm

L 23.25" - 24.75" / 59 - 63cm



Matte Black /  
White



Matte White /  
Silver



Matte Titanium /  
White



Bright Red /  
Black



Matte Charcoal /  
Frost



Highlight Yellow



Matte Black  
Breakaway





# 2018 Dirt Helmets

# Spring 2018 Dirt Helmets Index



**Switchblade  
MIPS >**



**Disciple MIPS >**



**Montaro MIPS >**



**Fathom >**



**Chronicle MIPS >**



**Timberwolf >**



**Quarter MIPS >**



**Quarter >**







**FEATURES:**

Removable chinbar

P.O.V. Plus™ visor

Spare visor with camera mount

Hydrophilic, X-Static®  
anti-microbial paddingCertified to CPSC, EN-1078  
and ASTM-1952-DH with  
and without chinbar

MIPS® equipped

**CONSTRUCTION:**

In-mold construction

**FIT SYSTEM:**

Roc Loc® Air DH system

**VENTILATION:**

20 vents with internal channeling

Wind Tunnel cheek pad ventilation

**SUPER FIT™ SIZES:**

S 20" - 21.75" / 51 - 55cm

M 21.75" - 23.25" / 55 - 59cm

L 23.25" - 24.75" / 59 - 63cm

# Switchblade MIPS

## Built for the down

The Switchblade™ MIPS® is our ASTM downhill certified full face helmet with a removable chinbar. Everything about the Switchblade is optimized for the descent, and that's why it's certified to CPSC, EN-1078 and ASTM-1952-DH with and without the chinbar. The chinbar is easy to remove—just push the buttons under the chinbar, rotate up, and remove—and it's just as easy to reinstall. The Switchblade MIPS features the new Roc Loc® Air DH fit system, which has a bumper around the dial to prevent accidental adjustments if your helmet contacts your backpack or neck brace—all while keeping you cool. When the chinbar comes off, Wind Tunnel cheek pad ventilation adds even more cooling power as you start to climb. Plus, the full-cut style gives this helmet an aggressive look and provides ASTM certified coverage even when the chinbar is removed. When your ride is all about descending, your helmet should be too, and the Switchblade MIPS is the only removable chinbar helmet that is truly built for the down.

Matte Black /  
Gloss Black

Matte Dazzle



Matte Walnut



Matte Dark Red



Matte Lime / Black



Matte Mint / Glacier





# Disciple MIPS

## Jumping ahead

The Disciple™ MIPS® is built around the ASTM-1952 DH Standard to meet the demands of freeride, downhill and enduro. It has a fiberglass shell, plush interior padding, and vented brow ports for comfort. Vinyl Nitrile padding along the jaw line contributes to impact management in this critical area, and the integrated, breakaway P.O.V.™ camera mount plus built-in speaker pockets let you dial in your sound and images. It is equipped with the MIPS system to redirect impact energy, which can provide more protection in certain impacts. Altogether it's an impressive option for a new era of riding.



Matte Black /  
Gloss Black



Matte Dark Red



Matte Dune Wash



Matte Glacier  
Dazzle



Matte Lime  
Dazzle



Matte Sonic  
Psych

### FEATURES:

- Integrated P.O.V.™ camera mount
- Tool-free, bolt-on visor
- Channeled ventilation at brow line
- Emergency removable cheek pads
- X-Static® anti-microbial padding
- D-ring buckle
- Tuneups™ audio speaker compatible
- O-Snap™ audio cable management
- Meets ATSM 1952 standard
- MIPS® equipped
- MIPS-specific padding

### CONSTRUCTION:

- Fiberglass shell with EPS liner
- Custom-injected gasket trim
- Vinyl Nitrile-lined chinbar

### FIT SYSTEM:

- Fit Kit™ Padding
- (aftermarket pad kits available)

### VENTILATION:

- 14 vents with internal channeling

### SUPER FIT™ SIZES:

- XS 20" - 20.75" / 51 - 53cm
- S 21.25" - 22" / 54 - 56cm
- M 22.5" - 23.25" / 57 - 59cm
- L 23.5" - 24.75" / 60 - 63cm



# Montaro MIPS

## Big mountain adventure

From long climbs to rowdy, technical descents, the Montaro™ MIPS® helmet inspires your ride no matter where the trail takes you. Its compact shape offers deep, confident coverage, and the Roc Loc® Air fit system boosts ventilation while improving fit. In addition to this helmet's already impressive cooling power, it's outfitted with hydrophilic, anti-microbial pads that can absorb up to ten-times their weight in sweat. We designed the Montaro MIPS to have full goggle integration, with strap grippers on the back of the helmet, and a P.O.V. Plus™ visor that allows you to lift the visor and place your goggles on the front of the helmet. Yet another great feature is the full camera mount integration – a clever break-away interface for your favorite light or camera.



Matte Black /  
Gloss Black



Matte Blue /  
Lime



Matte Dark Red



Matte Walnut



Matte Frost



Matte Sonic  
Psych

### FEATURES:

P.O.V. Plus™ visor adjustment

Hydrophilic, X-Static® anti-microbial padding

Full camera mount integration with breakaway feature

Full goggle integration with strap grippers

MIPS® equipped

### CONSTRUCTION:

Full wrap in-mold

In-mold polycarbonate shell with EPS liner

Roll Cage™ reinforcement

### FIT SYSTEM:

Roc Loc® Air

### VENTILATION:

16 vents with internal channeling

### SUPER FIT™ SIZES:

S 20" - 21.75" / 51 - 55cm

M 21.75" - 23.25" / 55 - 59cm

L 23.25" - 24.75" / 59 - 63cm

XL 24" - 25.5" / 61 - 65cm







# Fathom

## The open air adventurer

If you ride everything and need cool comfort and performance – whether you're on the open road or your favorite singletrack – the Fathom™ is a great choice. This helmet is a twin to our legendary Atmos™ II, a breakthrough helmet with a clever internal reinforcement structure that allows great ventilation without compromising the helmet's integrity. The key difference is that the Fathom includes a sleek, removable visor. With the added comfort and security of the two-way adjustable Roc Loc® 5 fit system, the Fathom is equally comfortable on rough trails or on smooth pavement.



Matte Black /  
Gloss Black



Matte White /  
Black



Matte Frost



Matte Vermillion

### FEATURES:

- Removable visor
- Quick dry, Air-FX padding
- Ponytail compatible

### CONSTRUCTION:

- In-mold polycarbonate shell with EPS liner
- Thermoformed SL Roll Cage™ reinforcement

### FIT SYSTEM:

Roc Loc® 5

### VENTILATION:

23 Wind Tunnel™ vents with internal channeling

### SUPER FIT™ SIZES:

S 20" - 21.75" / 51 - 55cm  
M 21.75" - 23.25" / 55 - 59cm  
L 23.25" - 24.75" / 59 - 63cm





# Chronicle MIPS

## Essential trail performance

When your trail rides include technical descents and challenging climbs, the Chronicle™ MIPS® provides all the essential performance and protection you need in an affordable package. Its compact shape provides deep, confident coverage, and the Roc Loc® 5 fit system allows you to easily dial-in both fit tension and adjust vertical position with a single hand. The Chronicle MIPS is designed for goggle compatibility, and the P.O.V. Plus™ visor allows you to lift the visor and place your goggles on the front of the helmet. The Coolmax padding has great wicking properties, and it's extra plush to provide all-day comfort on the trail. The helmet was designed with MIPS, which redirects impact energy to provide more protection in certain impacts.



Matte Black /  
Gloss Black



Matte Grey



Matte Dark Red



Matte Walnut



Matte Blue



Matte Lime /  
Black

### FEATURES:

- Deep coverage
- P.O.V. Plus™ visor
- Extra plush Coolmax padding
- MIPS® equipped

### CONSTRUCTION:

- In-mold polycarbonate shell with EPS liner

### FIT SYSTEM:

- Roc Loc® 5

### VENTILATION:

- 14 Wind Tunnel™ vents with internal channeling

### SUPER FIT™ SIZES:

- S 20" - 21.75" / 51 - 55cm
- M 21.75" - 23.25" / 55 - 59cm
- L 23.25" - 24.75" / 59 - 63cm







# Timberwolf

## Never caged

Freezing air and falling snow won't keep you stuck inside. Whether commuting year round or riding powdery backwoods singletrack, the Timberwolf™ is the helmet for your coldest rides. The Timberwolf leverages Giro's industry-leading snow helmet design to keep you warm and comfortable in spite of winter's chill. This light, low-profile helmet is loaded with features, including Stack Vent™ technology to help reduce goggle fogging, an In Form fit system (for easy adjustment with gloved hands), plus on-the-fly adjustable Thermostat Control™ ventilation. And with a brushed fleece liner and removable ear pads, you'll be comfortably covered for any winter adventure.



Matte Black



Matte Flame



Matte Storm Blue

### FEATURES:

Seamless compatibility with eyewear and Giro goggles

Brushed fleece liner

Removable ear pads

Goggle Notch™ with retainer clip

### CONSTRUCTION:

In-mold construction with EPS foam liner

### FIT SYSTEM:

In Form™ Fit system with ergonomic adjustment dial and vertical tuning feature

### VENTILATION:

Thermostat™ Control on-the-fly adjustable ventilation

Stack Ventilation across brow

### SUPER FIT™ SIZES:

S 20" - 21.75" / 51 - 55cm

M 21.75" - 23.25" / 55 - 59cm

L 23.25" - 24.75" / 59 - 63cm





# Quarter MIPS

## Down and dirty

The Quarter™ MIPS® is one of the lowest-profile helmets we've ever made, and it's also the lightest we've made with an ABS shell. The essentials are here – an EPS liner for impact management, a tough outer shell, riveted webbing anchors and plush, sweat absorbent pads for long lasting comfort. Quarter MIPS models are available with the Multi-Directional Impact Protection System. We believe MIPS can redirect energy and provide more protection in certain impacts.



Matte Black



Matte Frost



Matte Vermillion

### FEATURES:

Polyurethane bumper coating helps protect EPS liner  
MIPS® equipped

### CONSTRUCTION:

ABS shell with EPS liner

### FIT SYSTEM:

Fit Kit™ Padding

### VENTILATION:

9 vents

### SUPER FIT™ SIZES:

S 20" - 21.75" / 51 - 55cm

M 21.75" - 23.25" / 55 - 59cm

L 23.25" - 24.75" / 59 - 63cm







# Quarter FS MIPS

## Down and dirty

The Quarter FS™ MIPS® is one of the lowest-profile helmets we've ever made, and it's also the lightest we've made with an ABS shell. The essentials are here – an EPS liner for impact management, a tough outer shell, riveted webbing anchors and plush, sweat absorbent pads for long lasting comfort. Another standout feature – the Roc Loc® Vert dial fit system allows you to easily adjust the helmet for a secure and stable fit. Available in a bunch of great colors and three Super Fit™ sizes. Quarter FS MIPS models are available with the Multi-Directional Impact Protection System. We believe MIPS can redirect energy and provide more protection in certain impacts.



Matte Black



Matte Frost



Matte Vermillion

### FEATURES:

Polyurethane bumper coating helps protect EPS liner  
Dial fit system  
MIPS® equipped

### CONSTRUCTION:

ABS shell with EPS liner

### FIT SYSTEM:

Roc Loc® Vert

### VENTILATION:

9 vents

### SUPER FIT™ SIZES:

S 20" - 21.75" / 51 - 55cm

M 21.75" - 23.25" / 55 - 59cm

L 23.25" - 24.75" / 59 - 63cm





# Quarter

## Down and dirty

The Quarter™ is one of the lowest-profile helmets we've ever made, and it's also the lightest we've made with an ABS shell. The essentials are here – an EPS liner for impact management, a tough outer shell, riveted webbing anchors and plush, sweat absorbent pads for long lasting comfort.



Matte Black



Matte Grey



Matte Frost



Matte Whiskey

### FEATURES:

Polyurethane bumper coating helps protect EPS liner

### CONSTRUCTION:

ABS shell with EPS liner

### FIT SYSTEM:

Fit Kit™ Padding

### VENTILATION:

9 vents

### SUPER FIT™ SIZES:

S 20" - 21.75" / 51 - 55cm

M 21.75" - 23.25" / 55 - 59cm

L 23.25" - 24.75" / 59 - 63cm







# Quarter FS

## Down and dirty

The Quarter FS™ is one of the lowest-profile helmets we've ever made, and it's also the lightest we've made with an ABS shell. The essentials are here – an EPS liner for impact management, a tough outer shell, riveted webbing anchors and plush, sweat absorbent pads for long lasting comfort. Another standout feature – the Roc Loc® Vert dial fit system allows you to easily adjust the helmet for a secure and stable fit. Available in a bunch of great colors and three Super Fit™ sizes.



Matte Black



Matte Grey



Matte Frost



Matte Whiskey

### FEATURES:

Polyurethane bumper coating helps protect EPS liner

Dial fit system

### CONSTRUCTION:

ABS shell with EPS liner

### FIT SYSTEM:

Roc Loc® Vert

### VENTILATION:

9 vents

### SUPER FIT™ SIZES:

S 20" - 21.75" / 51 - 55cm

M 21.75" - 23.25" / 55 - 59cm

L 23.25" - 24.75" / 59 - 63cm



A close-up, low-angle shot of a person wearing a white and black Giro helmet and large, clear dirt goggles. The person is smiling, showing their teeth. The entire image is overlaid with a semi-transparent red filter. The Giro logo is visible on the side of the helmet and on the strap of the goggles.

# 2018 Dirt Goggles



# Dirt Goggles

## An expanded collection brings more into view

Giro MTB Goggles have always been about elevating your eyesight in order to deliver a premier experience on the dirt, and now our goggle collection has expanded to meet even more needs. We've added a medium-sized Expansion View frame that gives the Tazz™ and Tempo™ goggles the flexibility to help you master any trail—from after-work shreds to bike-park laps.



**The Blok**



**The Tazz**



**The Tempo**



## Roll-off lenses

The Roll-off lens system features wide film for a large field of vision in the muddiest conditions. Installation takes almost no time and there are no tools required so that you can make the transition from a standard lens set-up when and where you need to.









# Blok MTB

## Sight your line

The Blok™ MTB goggle utilizes a large frame designed around our Expansion View Technology (EXV), to deliver an impressively wide field of view. A new, injected mirrored polycarbonate lens provides exceptionally clear optics and tear-off compatibility. The fit is comfortable and stable too, with a supervent foam that allows you to stay cool and focused on your lines without distraction.



Black / Grey

Black /  
White Dazzle

Glacier



Kryptek



Lime / Black



Red / Grey

### FEATURES:

- Expansion View Technology (EXV)
- Supervent foam
- Double silicone-backed grip strap
- Seamless Compatibility with all Giro helmets
- Microfiber goggle bag
- Off-road motorcycle certified
- Over the Glasses technology (OTG)
- Temple cutouts for eyeglass frame arm pieces

### LENS:

- Injected mirrored polycarbonate
- Anti-fog coating
- Tear-off compatible
- Bonus injected clear polycarbonate lens
- 10-pack of tear-offs included
- Roll-off compatible

### FRAME FIT:

- Large-sized, adult fit

Roll-off System available





# Tazz MTB

## One goggle, any trail

NEW

The Tazz™ MTB goggle utilizes a new, medium frame designed around our Expansion View Technology (EXV) to deliver a wide field of view with a more minimal footprint that's comfortable on a variety of face shapes and sizes. Crisp optics and a tear-off compatible polycarbonate lens work with a comfortable, stable fit and supervent foam. The Tazz MTB allows you to stay cool and focused on the trail.



Black / Grey



Glacier



Lime / Black



Red / Black

### FEATURES:

- Expansive View Technology (EXV)
- Supervent foam
- Double silicone-backed grip strap
- Seamless Compatibility with all Giro helmets
- Microfiber goggle bag
- Off-road motorcycle certified
- Over the Glasses technology (OTG)
- Temple cutouts for eyeglass frame arm pieces

### LENS:

- True Sight™ polycarbonate
- Anti-fog coating
- Tear-off compatible
- Roll-off compatible

### FRAME FIT:

- Medium-sized, adult fit

Roll-off System available







# Tempo MTB

## Turn into confidence

NEW

When you're looking for that piece of gear that will give you an extra boost of confidence as you push your limits on the trail, the Tempo™ is where to turn. Featuring our new medium Expansion View Technology (EXV) frame paired with the crisp optics of our True Sight™ lens, this goggle delivers the comfort and sharp vision that inspire confidence anywhere from your local loop to the bike park.



Black



Blue



Lime



Red



White

### FEATURES:


- Expansive View Technology fit (EXV)
- Supervent foam
- Grip strap
- Seamless Compatibility with all Giro helmets
- Off-road motorcycle certified
- Over the Glasses technology (OTG)
- Temple cutouts for eyeglass frame arm pieces

### LENS:

- True Sight™ polycarbonate
- Anti-fog coating
- Tear-off compatible

### FRAME FIT:

- Medium-sized, adult fit

A woman is shown from the chest up, wearing a white Giro helmet and dark sunglasses. She is smiling and looking to the right. She is wearing a dark-colored cycling jersey. The entire image is overlaid with a semi-transparent yellow filter. The text "2018 Women's Helmets" is centered in white.

# 2018 Women's Helmets



# Spring 2018 Women's Road Helmets Index



**Ember MIPS >**



**Sonnet MIPS >**



**Sonnet >**



**Saga MIPS >**



**Saga >**



**Vasona MIPS >**



**Vasona >**







# Ember MIPS

## A race-ready blend of style and performance

The Ember™ MIPS® provides all the features an avid road rider wants in a lightweight package. The design is inspired by the classic aesthetic of our premium Synthe™ helmet, offering similar performance and style. Key features include the Roc Loc® 5 fit system, which allows you to easily dial-in both fit tension and adjust vertical position with a single hand. Air-FX padding offers comfort on your longest rides, and the helmet is equipped with MIPS to redirect impact energy, providing more protection in certain impacts. With graphic options that coordinate with the Giro women's road collection, the Ember MIPS is the pinnacle of style on the road.



Matte Black /  
Bright Pink



Matte Titanium /  
Glacier



Matte Pink



Matte White  
Floral

### FEATURES:

- Women's Series™
- Compact shape
- Air-FX padding
- Ponytail compatible
- MIPS® equipped

### CONSTRUCTION:

- In-mold polycarbonate shell with EPS liner
- Thermoformed SL Roll Cage™ reinforcement

### FIT SYSTEM:

- Roc Loc® 5

### VENTILATION:

- 26 Wind Tunnel™ vents with internal channeling

### SUPER FIT™ SIZES:

- S 20" - 21.75" / 51 - 55cm
- M 21.75" - 23.25" / 55 - 59cm





# Sonnet MIPS

## In rhythm with the road

The Sonnet™ MIPS® is a favorite in our Women's Series collection, offering acclaimed fit and performance for riders who enjoy great routes as much as a swift pace. The slim shape offers great ventilation thanks to 25 Wind Tunnel™ vents and the comfortable convenience of the adjustable Roc Loc® 5 fit system. And with the light weight and durability of In-Mold construction, it won't weigh you down. Sonnet MIPS models are available with the Multi-Directional Impact Protection System. We believe MIPS can redirect energy and provide more protection in certain impacts.



Matte Black /  
Bright Pink



Matte White  
Floral



Matte Titanium  
Taos Dots

### FEATURES:

Women's Series™

Ponytail compatible

MIPS® equipped

### CONSTRUCTION:

In-mold polycarbonate shell with EPS liner

### FIT SYSTEM:

Roc Loc® 5

### VENTILATION:

25 Wind Tunnel™ vents with internal channeling

### SUPER FIT™ SIZES:

S 20" - 21.75" / 51 - 55cm

M 21.75" - 23.25" / 55 - 59cm







# Sonnet

## In rhythm with the road

The Sonnet™ is a favorite in our Women's Series collection, offering acclaimed fit and performance for riders who enjoy great routes as much as a swift pace. The slim shape offers great ventilation thanks to 25 Wind Tunnel™ vents and the comfortable convenience of the adjustable Roc Loc® 5 fit system. And with the light weight and durability of In-Mold construction, it won't weigh you down.

### FEATURES:

Women's Series™

Ponytail compatible

### CONSTRUCTION:

In-mold polycarbonate shell with EPS liner

### FIT SYSTEM:

Roc Loc® 5

### VENTILATION:

25 Wind Tunnel™ vents with internal channeling

### SUPER FIT™ SIZES:

S 20" - 21.75" / 51 - 55cm

M 21.75" - 23.25" / 55 - 59cm



Matte Black /  
Bright Pink



Matte White  
Floral



Matte Titanium  
Taos Dots



Matte Bright Pink





# Saga MIPS

## Fresh style starts here

The Saga™ MIPS® drafts off the bold design language of our premium Synthe™ helmet, and offers many of our key features including durable in-mold construction and the Roc Loc® 5 fit system with two-way fit adjustment. The slim design is light, offers great ventilation and is available in three Super Fit™ sizes so that you can get a helmet that looks, fits and feels like it was made for you. Saga MIPS models are available with the Multi-Directional Impact Protection System. We believe MIPS can redirect energy and provide more protection in certain impacts.



Matte Black /  
Pink Race



Matte White /  
Floral



Matte Bright Pink



Matte Glacier

### FEATURES:

Women's Series™  
Streamlined design  
Coolmax® padding  
Ponytail compatible  
MIPS® equipped

### CONSTRUCTION:

In-mold polycarbonate shell with EPS liner

### FIT SYSTEM:

Roc Loc® 5

### VENTILATION:

22 vents

### SUPER FIT™ SIZES:

S 20" - 21.75" / 51 - 55cm

M 21.75" - 23.25" / 55 - 59cm







# Saga

## Fresh style starts here

The Saga™ drafts off the bold design language of our premium Synthe™ helmet, and offers many of our key features including durable in-mold construction and the Roc Loc® 5 fit system with two-way fit adjustment. The slim design is light, offers great ventilation and is available in three Super Fit™ sizes so that you can get a helmet that looks, fits and feels like it was made for you.



Matte Black /  
Pink Race



Matte White /  
Floral



Matte Bright Pink



Matte Glacier

### FEATURES:

Women's Series™

Streamlined design

Coolmax padding

Ponytail compatible

### CONSTRUCTION:

In-mold polycarbonate shell with EPS liner

### FIT SYSTEM:

Roc Loc® 5

### VENTILATION:

22 vents

### SUPER FIT™ SIZES:

S 20" - 21.75" / 51 - 55cm

M 21.75" - 23.25" / 55 - 59cm





# Vasona MIPS

NEW

## Fit and feeling good

The Vasona™ MIPS® helmet combines sleek, lightweight design with an integrated Multi-Directional Impact Protection System (MIPS) that can redirect energy and provide more protection in certain impacts, giving you the latest in head protection on the road or trail. Made in a comfortable, Universal Fit™ women's size with our adjustable Roc Loc® Sport fit system, the Vasona's fit can be custom-tuned with a simple turn of the dial to make fitting fast and hassle-free. And with a range of colors to suit almost any style, you can choose exactly how your on-bike style comes together.



Matte Black



Matte White /  
Silver



Matte Titanium



Matte Glacier



Matte Bright Pink



Matte Black /  
Floral Daze

### FEATURES:

- Integrated MIPS® Technology
- Compact shape
- Full Hardbody™ shell
- Reflectivity
- Quick-dry padding
- Quick Link removable visor

### CONSTRUCTION:

- In-mold polycarbonate shell with EPS liner

### FIT SYSTEM:

- Roc Loc® Sport MIPS

### VENTILATION:

- 22 vents

### UNIVERSAL FIT™ SIZES:

- UW 19.75" - 22.5" / 50 - 57cm







# Vasona

## Fit and feeling good

The Vasona™ helmet combines sleek, airy design with smart features and lightweight construction to match your style on the road or trail. Made in a single Universal Fit women's size and equipped with our adjustable Roc Loc® Sport system, the Vasona's fit is tuneable with a simple turn of the dial for a fast, hassle-free fit that feels just right. A range of color options, from bold brights to understated classics, lets you choose exactly how your ride style comes together.

**NEW**

### FEATURES:

- Compact shape
- Full Hardbody™ shell
- Reflectivity
- Quick-dry padding
- Quick Link removable visor

### CONSTRUCTION:

- In-mold polycarbonate shell with EPS liner

### FIT SYSTEM:

- Roc Loc® Sport

### VENTILATION:

- 22 vents

### UNIVERSAL FIT™ SIZES:

- UW 19.75" - 22.5" / 50 - 57cm



Matte Black



Matte White /  
Silver



Matte Titanium



Matte Glacier



Matte Bright Pink



Matte Black /  
Floral Daze



A woman is shown from the waist up, riding a mountain bike down a dirt trail. She is wearing a white helmet with black accents, large goggles, a dark t-shirt, and black shorts. She is leaning forward, gripping the handlebars. The background is a dense, brushy area. The entire image is overlaid with a semi-transparent red filter. At the bottom, there is a white curved shape.

# 2018 Women's Dirt Helmets



# Spring 2018 Women's Dirt Helmets Index



**Montara MIPS >**



**Cartelle MIPS >**



**Verce MIPS >**



**Verce >**



# Montara MIPS

## Conquer the mountain in style

From long climbs to rowdy, technical descents, the Montara™ MIPS® helmet inspires your ride no matter where the trail takes you. Its compact shape offers deep, confident coverage, and the Roc Loc® Air fit system boosts ventilation while improving fit. In addition to this helmet's already impressive cooling power, it's outfitted with a hydrophilic, anti-microbial brow pad that can absorb up to ten-times its weight in sweat. We designed the Montara MIPS to have full goggle integration, with strap grippers on the back of the helmet, and a P.O.V. Plus™ visor that allows you to lift the visor and place your goggles on the front of the helmet. Yet another great feature is the breakaway camera mount integration – a clever interface for your favorite light or camera.



Matte Black /  
Pink Crystals



Matte Glacier



Matte Mint



Matte Purple

### FEATURES:

- Women's Series™
- P.O.V. Plus™ visor adjustment
- Hydrophilic, X-Static® anti-microbial padding
- Full camera mount integration
- Full goggle integration with strap grippers
- MIPS® equipped

### CONSTRUCTION:

- Full-wrap in-mold polycarbonate shell with EPS liner
- Roll Cage™ reinforcement

### FIT SYSTEM:

- Roc Loc® Air

### VENTILATION:

- 16 vents with internal channeling

### SUPER FIT™ SIZES:

- S 20" - 21.75" / 51 - 55cm
- M 21.75" - 23.25" / 55 - 59cm







# Cartelle MIPS

## Essential performance, essential style

The Cartelle™ MIPS® provides the essential trail performance and protection you need in an affordable package that doesn't skimp on style. Its compact shape provides deep, confident coverage, and the Roc Loc® 5 fit system allows you to easily dial-in both fit tension and adjust vertical position with a single hand. The Cartelle MIPS is designed for goggle compatibility, and the P.O.V. Plus™ visor allows you to lift the visor and place your goggles on the front of the helmet. The Coolmax padding has great wicking properties, and it's extra plush to provide all-day comfort on the trail. The helmet was designed with MIPS, which redirects impact energy to provide more protection in certain impacts.



Matte Black / Pink



Matte Glacier



Matte Mint



Matte Purple

### FEATURES:

Women's Series™

Deep coverage

P.O.V. Plus™ visor

Extra plush Coolmax padding

MIPS® equipped

### CONSTRUCTION:

In-mold polycarbonate shell with EPS liner

### FIT SYSTEM:

Roc Loc® 5

### VENTILATION:

14 Wind Tunnel™ vents with internal channeling

### SUPER FIT™ SIZES:

S 20" - 21.75" / 51 - 55cm

M 21.75" - 23.25" / 55 - 59cm





# Verce MIPS



## Blaze new trails

The Verce™ MIPS® is well equipped to help you blaze new trails. Our Roc Loc Sport system allows you to quickly and easily dial in your fit and the plush, quick dry padding provides a comfortable feel. Verce MIPS also features an integrated Multi-Directional Impact Protection System (MIPS), which can redirect energy and provide more protection in certain impacts. And with a range of colors to choose from, you can be sure that you'll find a helmet that fits your style and looks great too.



Matte Black



Matte Mint



Matte Purple



Matte Glacier

### FEATURES:

- Trail-inspired design with deep coverage
- Integrated MIPS® Technology
- Full Hardbody™ shell
- Removable visor
- Extra-plush padding
- Reflectivity

### CONSTRUCTION:

- In-mold polycarbonate shell with EPS liner

### FIT SYSTEM:

- Roc Loc® Sport MIPS

### VENTILATION:

- 18 vents

### UNIVERSAL FIT™ SIZES:

- UW 19.75" - 22.5" / 50 - 57cm







# Verce

## Blaze new trails

NEW

The Verce™ is well equipped to help you blaze new trails. Our Roc Loc Sport system allows you to quickly and easily dial in your fit and the plush, quick dry padding provides a comfortable feel. And with a range of colors to choose from, you can be sure that you'll find a helmet that fits your style and looks great too.

### FEATURES:

Trail-inspired design with deep coverage  
Full Hardbody™ shell  
Removable visor  
Extra-plush padding  
Reflectivity

### CONSTRUCTION:

In-mold polycarbonate shell with EPS liner

### FIT SYSTEM:

Roc Loc® Sport

### VENTILATION:

18 vents

### UNIVERSAL FIT™ SIZES:

UW 19.75" - 22.5" / 50 - 57cm



Matte Black



Matte Black /  
Glacier



Matte Purple



Matte Glacier



Matte Mint



A man wearing a white helmet and a dark jacket is riding a bicycle on a city street. The image has a teal overlay. The text "2018 Urban Helmets" is written in white, bold, sans-serif font, centered over the image.

# 2018 Urban Helmets

# Spring 2018 Urban Helmets Index



**Bexley MIPS >**



**Camden MIPS >**



**Sutton MIPS >**



**Sutton >**



**Shackleton >**



**Reverb >**







# Bexley MIPS

## The intersection of urban style and technology

The Bexley™ MIPS® is our top tier urban helmet including all the features you'd expect in a premium helmet—plus a few more. The compact shape of the Bexley MIPS creates attractive style while still providing extended coverage, and the plush, antimicrobial padding keeps you comfortable. A retractable and replaceable shield protects your eyes from wind and glare, especially during higher speed commutes on an e-bike. The integrated rear light is designed so that you don't even know it's there when it's off—but turning the light on makes the entire back panel of the helmet glow for substantially increased visibility on the road. Roc Loc® Air provides superior fit and ventilation, and four large vents are easily adjustable on the fly. Add the cozy ear pads and Bexley MIPS is supremely comfortable, even in inclement weather. The Bexley MIPS is equipped with the MIPS system to redirect impact energy, which can provide more protection in certain impacts.



Matte Black



Matte White



Matte Titanium Flash

### FEATURES:

- Plush, antimicrobial padding
- Extended coverage
- Integrated rear light
- Retractable & replaceable shield
- MIPS® equipped

### CONSTRUCTION:

- Hybrid in-mold construction

### FIT SYSTEM:

- Roc Loc® Air

### VENTILATION:

- Ten vents, four of which have “on-the-fly” adjustability
- Adjustable wind tunnel ventilation
- Deep internal channels with four closable upper vents

### SUPER FIT™ SIZES:

- S 20" - 21.75" / 51 - 55cm
- M 21.75" - 23.25" / 55 - 59cm
- L 23.25" - 24.75" / 59 - 63cm



Shield Up

**FEATURES:**

Integrated rear light  
 MIPS® equipped  
 Air-FX Padding  
 Extended coverage  
 Adjustable ventilation

**CONSTRUCTION:**

Hybrid in-mold construction

**FIT SYSTEM:**

Roc Loc® Air

**VENTILATION:**

10 vents (4 with adjustable  
 Wind Tunnel Ventilation)

**SUPER FIT™ SIZES:**

S 20" - 21.75" / 51 - 55cm  
 M 21.75" - 23.25" / 55 - 59cm  
 L 23.25" - 24.75" / 59 - 63cm

# Camden MIPS

## Let your urban style shine

When the city is your stomping ground, the Camden™ MIPS® is the helmet you reach for. The compact shape of the Camden MIPS creates attractive style while still providing extended coverage, and the plush, anti-microbial padding keeps you comfortable over the course of a day from your morning commute to rolling with friends for an evening show. The integrated rear light makes the entire rear of the helmet glow red, for substantially increased visibility on the road, and Roc Loc® Air system provides superior fit comfort with enhanced ventilation via four large vents that are easily adjustable on-the-fly. The Camden MIPS is also equipped with the Multi-Directional Impact Protection System, which can redirect energy and provide more protection in certain impacts, and it is certified to the new Speed E-Bike standard NTA 8776 for the latest in head protection technology.



Matte Black



Matte White



Matte Titanium







# Sutton MIPS

## Street-level savvy

The Sutton™ MIPS® features a low-profile design loaded up with clever features to help urban riders and commuters get more out of their ride, and now it's available with the Roc Loc® City fit system. This new fit system has three positions of vertical adjustability, and a comfortable, rubberized dial to adjust tension. It is made of a flexible and durable material to avoid damage while being locked up. The Sutton™ also features MIPS technology, which can redirect energy and provide more protection in certain impacts. An integrated light clip at the back allows you to snap your light to the helmet for enhanced visibility, and a reinforced vent becomes a durable lock port so you can lock your helmet to the bike for convenience.



Matte Black

Matte Highlight  
YellowMatte Mint /  
Frost

### FEATURES:

- Removable, reflective, soft visor
- Integrated clip for lights
- Reflective, reinforced port for use with U-Lock
- Reflective, heathered webbing
- Ultrasuede® padding
- MIPS® equipped

### CONSTRUCTION:

Full-wrap in-mold polycarbonate shell with EPS liner

### FIT SYSTEM:

Roc Loc® City

### VENTILATION:

8 vents with internal channeling

### SUPER FIT™ SIZES:

S 20" - 21.75" / 51 - 55cm

21.75" - 23.25" / 55 - 59cm

L 23.25" - 24.75" / 59 - 63cm





# Sutton

## Street-level savvy

The Sutton™ features a low-profile design loaded up with clever features to help urban riders and commuters get more out of their ride, and now it's available with the Roc Loc® City fit system. This new fit system has three positions of vertical adjustability, and a comfortable, rubberized dial to adjust tension. It is made of a flexible and durable material to avoid damage while being locked up. The Sutton also features a tough outer shell and a soft visor. An integrated light clip at the back allows you to snap your light to the helmet for enhanced visibility, and a reinforced vent becomes a durable lock port so you can lock your helmet to the bike for convenience.



Matte Black



Matte Grey

Matte Dark Slate /  
Blue TealMatte Highlight  
YellowMatte Mint /  
Frost

Matte Walnut

### FEATURES:

- Removable, reflective, soft visor
- Integrated clip for lights
- Reflective, reinforced port for use with U-Lock
- Reflective, heathered webbing
- Ultrasuede® padding

### CONSTRUCTION:

- Full-wrap in-mold polycarbonate shell with EPS liner

### FIT SYSTEM:

- Roc Loc® City

### VENTILATION:

- 8 vents with internal channeling

### SUPER FIT™ SIZES:

S 20" - 21.75" / 51 - 55cm

21.75" - 23.25" / 55 - 59cm

L 23.25" - 24.75" / 59 - 63cm





# Shackleton

## Keep exploring in polar temps

Don't stop the ride when the temperatures plummet. The Shackleton™ helmet is ready for the cold with its cozy inner liner and separate neck roll with ear covers. The winter liner provides a variety of venting options, so you can customize the warmth of your helmet based on what the thermometer reads. As winter turns to spring and the temperatures rise, you can remove the liner and neck roll for a year-round riding solution. Other features include a removable, soft visor to shade your eyes; an integrated Light Clip at the back that allows you to snap your light to the helmet for enhanced visibility; and a reinforced vent becomes a durable Lock Port so you can lock your helmet to the bike for convenience.



Matte Black



Matte Glacier



Matte Vermillion

### FEATURES:

- Removable, reflective soft visor
- Integrated clip for lights
- Reflective, reinforced port for use with U-Lock
- Modular, adjustable winter liner
- Warm, hear-through, ear pads with neck roll
- Reflective webbing

### CONSTRUCTION:

Full-wrap in-mold polycarbonate shell with EPS liner

### FIT SYSTEM:

Cord Loc™

### VENTILATION:

8 vents with adjustable inner shutoff flaps for the brow and exhaust vents

### SUPER FIT™ SIZES:

S 20" - 21.75" / 51 - 55cm

M 21.75" - 23.25" / 55 - 59cm

L 23.25" - 24.75" / 59 - 63cm







# Reverb

## Classic style for the city

The Reverb's™ classic lines are a perfect match to the sleek style that is driving urban cycling. The light-yet-tough In-Mold shell wraps around to the inside of the helmet to resist dents and dings from life on the streets, and a self-adjusting fit system eliminates the need to dial in the fit. The finishing touch is a removable cycling cap-style visor that accents your style without compromising ventilation.



Matte Black



Dazzle Reflex

Matte Dark Blue /  
TitaniumMatte Frost  
Tie DyeMatte Maroon /  
Dark SlateVermillion /  
Flame

### FEATURES:

Removable soft visor

### CONSTRUCTION:

Full-wrap in-mold polycarbonate shell with EPS liner

### FIT SYSTEM:

Auto Loc™

### VENTILATION:

9 vents

### SUPER FIT™ SIZES:

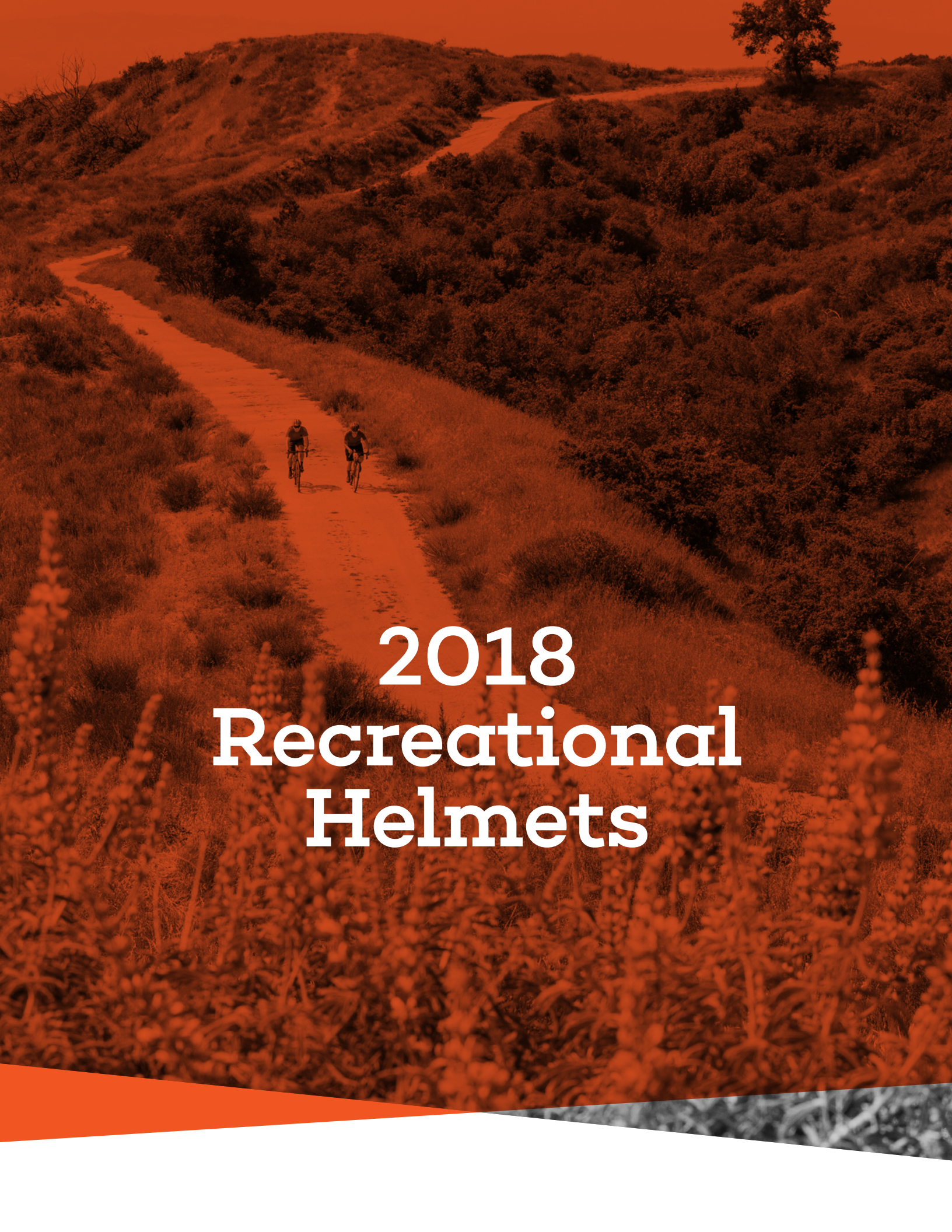
S 20" - 21.75" / 51 - 55cm

M 21.75" - 23.25" / 55 - 59cm

L 23.25" - 24.75" / 59 - 63cm





The background image is a photograph of a dirt trail winding through a hilly, brush-covered landscape. Two cyclists are visible in the distance, riding along the trail. The entire image is overlaid with a semi-transparent orange filter. The text "2018 Recreational Helmets" is centered in the lower half of the image in a white, bold, sans-serif font. At the bottom of the page, there is a decorative graphic element consisting of a solid orange shape on the left and a blue and white patterned shape on the right, separated by a white diagonal line.

# 2018 Recreational Helmets



# Spring 2018 Recreational Helmets Index



[Register MIPS >](#)



[Register >](#)



[Isode >](#)



[Bronte MIPS >](#)



[Bronte >](#)



[Fixture MIPS >](#)



[Fixture >](#)



[Compound MIPS >](#)



[Compound >](#)







# Register MIPS

## Any ride, any time



The Register™ MIPS® helmet combines sleek design and lightweight construction to match your style, on the road or trail. Made in a comfortable Universal Fit™ size with our convenient Roc Loc® Sport fit system, the Register adjusts with a simple turn of the dial so you can tune the fit in seconds. A range of colors lets you choose exactly how your on-bike style comes together. Register MIPS models also have an integrated Multi-Directional Impact Protection System, which can redirect energy and provide more protection in certain impacts.

### FEATURES:

- Removable Quick Link visor
- Integrated MIPS® Technology
- Quick-dry padding
- Compact shape
- Full Hardbody™ shell
- Reflectivity

### CONSTRUCTION:

In-mold polycarbonate shell with EPS liner

### FIT SYSTEM:

Roc Loc® Sport MIPS

### VENTILATION:

22 vents

### UNIVERSAL FIT™ SIZES:

UA 21.25" - 24" / 54 - 61cm



Matte Black



Matte White



Matte Titanium



Highlight Yellow



Matte Red



Matte Blue



Matte Black /  
Floral Daze





# Register

## Any ride, any time

NEW

The Register™ helmet combines sleek design and lightweight construction with features that complement your style, on the road or trail. Made with InMold Construction technology in a comfortable Universal Fit™ size, and equipped with our convenient Roc Loc® Sport system, the Register adjusts with a simple turn of the dial so you can customize the fit in seconds. A range of colors from mild to wild lets you choose exactly how your on-bike style comes together to create a helmet that looks and feels like it was made for you.



Matte Black



Matte White



Matte Titanium



Highlight Yellow



Matte Red



Matte Blue



Matte Black /  
Floral Daze

### FEATURES:

- Removable Quick Link visor
- Quick-dry padding
- Compact shape
- Full Hardbody™ shell
- Reflectivity

### CONSTRUCTION:

- In-mold polycarbonate shell with EPS liner

### FIT SYSTEM:

- Roc Loc® Sport

### VENTILATION:

- 22 vents

### UNIVERSAL FIT™ SIZES:

- UA 21.25" - 24" / 54 - 61cm





# Isode MIPS

## Top features for less

Sometimes the simplest designs are also the smartest. The Isode™ MIPS® is an easy fit for riders who want a classic cycling helmet that doesn't compromise comfort or performance. It includes features found in our premium helmets, like In-Mold construction to keep the weight low, and the easy one-handed adjustments of our acclaimed Roc Loc® Sport system for a quick, sure fit no matter where or how far you ride. Isode MIPS models also have an integrated Multi-Directional Impact Protection System, which can redirect energy and provide more protection in certain impacts.



### FEATURES:

- Integrated MIPS® Technology
- Quick-dry padding
- Compact shape
- Full Hardbody™ coverage
- Reflectivity

### CONSTRUCTION:

In-mold polycarbonate shell with EPS liner

### FIT SYSTEM:

Roc Loc® Sport

### VENTILATION:

22 vents

### UNIVERSAL FIT™ SIZES:

UA 21.25" - 24" / 54 - 61cm



Matte Black



Matte White



Matte Titanium



Glacier





# Isode

NEW

## Top features and airy style

Sometimes the simplest designs are also the smartest. The Isode™ is an easy fit for riders who want a classic cycling helmet that doesn't compromise comfort or performance. It includes features found in our premium helmets, like In-Mold construction to keep the weight low, and the easy one-handed adjustments of our acclaimed Roc Loc® Sport system for a quick, sure fit no matter where or how far you ride.



Matte Black



Matte White



Matte Titanium



Glacier



Matte Red /  
Black



Matte Blue



Matte White  
Floral

### FEATURES:

- Quick-dry padding
- Compact shape
- Full Hardbody™ coverage
- Reflectivity

### CONSTRUCTION:

- In-mold polycarbonate shell with EPS liner

### FIT SYSTEM:

- Roc Loc® Sport

### VENTILATION:

- 22 vents

### UNIVERSAL FIT™ SIZES:

- UA 21.25" - 24" / 54 - 61cm





# Bronte MIPS

## When bigger needs to be better



We created the Bronte™ MIPS® for riders in search of the renowned Giro fit and in need of an extra-large size. Inspired by the sleek style and cooling ventilation of our Register™ helmet, the Bronte MIPS is at home on pavement or the trail. We use In-Mold construction to make it light without compromising durability, and the acclaimed, adjustable Roc Loc® Sport system makes it easy to custom-tune the fit for comfort and stability. An integrated Multi-Directional Impact Protection System, which can redirect energy and provide more protection in certain impacts, ensures that you get the latest in head protection technology.



Matte Black



Matte White

**FEATURES:**

- Removable Quick Link visor
- Integrated MIPS® Technology
- Quick-dry padding
- Compact shape
- Full Hardbody™ shell
- Reflectivity

**CONSTRUCTION:**

In-mold polycarbonate shell with EPS liner

**FIT SYSTEM:**

Roc Loc® Sport MIPS

**VENTILATION:**

22 vents

**UNIVERSAL FIT™ SIZES:**

UXL 22.75" - 25.5" / 58 - 65cm





# Bronte

## When bigger needs to be better

We created the Bronte™ for riders in search of the renowned Giro fit and in need of an extra-large size. Inspired by the sleek style and cooling ventilation of our Register™ helmet, the Bronte is at home on pavement or the trail. We use In-Mold construction to make it light without compromising durability, and the acclaimed, adjustable Roc Loc® Sport system makes it easy to custom-tune the fit for comfort and stability.



### FEATURES:

- Removable Quick Link visor
- Quick-dry padding
- Compact shape
- Full Hardbody™ coverage
- Reflectivity

### CONSTRUCTION:

In-mold polycarbonate shell with EPS liner

### FIT SYSTEM:

Roc Loc® Sport

### VENTILATION:

22 vents

### UNIVERSAL FIT™ SIZES:

UXL 22.75" - 25.5" / 58 - 65cm



Matte Black



Matte White



Matte Red



# Fixture MIPS

NEW

## The dirt is calling

The Fixture™ MIPS® brings confident, mountain bike style and breezy ventilation together in a compact design that complements nearly any ride—especially when there's dirt under tread. Some of our best features, like In-Mold construction coupled with the ease and comfort of our acclaimed Roc Loc® Sport fit system, offer the versatility you need to ride everything from fire-road adventures to swooping singletrack trails. The Roc Loc is also seamlessly integrated with the Multi-Directional Impact Protection System (MIPS), which can redirect energy and provide more protection in certain impacts.



Matte Black



Matte Grey



Matte Dark Red



Matte Frost



Matte Walnut



Matte Lime

### FEATURES:

- Integrated MIPS® Technology
- Full Hardbody™ shell
- Removable visor
- Quick-Dry padding
- Reflectivity

### CONSTRUCTION:

In-mold polycarbonate shell with EPS liner

### FIT SYSTEM:

Roc Loc® Sport MIPS

### VENTILATION:

18 vents

### UNIVERSAL FIT™ SIZES:

UA 21.25" - 24" / 54 - 61cm





# Fixture

## The dirt is calling

The Fixture's™ confident mountain style and breezy ventilation combine in a compact design that complements nearly any ride—especially when there's dirt under tread. Some of our best features, like In-Mold construction coupled with the ease and comfort of our acclaimed Roc Loc® Sport fit system, offer the versatility you need to ride everything from fire-road adventures to swooping singletrack trails. This is one of the best performance value mountain bike helmets available, with styling and color options that will keep you feeling good mile after mile.



### FEATURES:

Full Hardbody™ shell  
Removable visor  
Quick-Dry padding  
Reflectivity

### CONSTRUCTION:

In-mold polycarbonate shell with EPS liner

### FIT SYSTEM:

Roc Loc® Sport

### VENTILATION:

18 vents

### UNIVERSAL FIT™ SIZES:

UA 21.25" - 24" / 54 - 61cm



Matte Black



Matte Grey



Matte Dark Red



Matte Frost



Matte Walnut



Matte Lime







# Compound MIPS

## Go big



We created the Compound™ MIPS® for riders in search of the renowned Giro fit and in need of an extra-large size. Inspired by the confident mountain style and breezy ventilation of our Fixture™ helmet, the Compound is built around many of our best features, like In-Mold construction coupled with the ease and comfort of our acclaimed Roc Loc® Sport MIPS fit system. A seamlessly integrated Multi-Directional Impact Protection System, which can redirect energy and provide more protection in certain impacts, ensures that you have the latest in head protection technology, too. This makes the Compound MIPS one of the best performance value mountain bike helmets available.



Matte Black



Matte Grey

### FEATURES:

- Integrated MIPS® Technology
- Full Hardbody™ shell
- Removable visor
- Quick-Dry padding
- Reflectivity

### CONSTRUCTION:

In-mold polycarbonate shell with EPS liner

### FIT SYSTEM:

Roc Loc® Sport MIPS

### VENTILATION:

18 vents

### UNIVERSAL FIT™ SIZES:

UXL 22.75" - 25.5" / 58 - 65cm





# Compound

## Go big

NEW

We created the Compound™ for riders in search of the renowned Giro fit and in need of an extra-large size. Inspired by the confident mountain style and breezy ventilation of our Fixture™ helmet, the Compound's design complements nearly any ride—especially when there's dirt under tread. Some of our best features, like In-Mold construction coupled with the ease and comfort of our acclaimed Roc Loc® Sport fit system, offer the versatility you need to ride it all, from fire-road adventures to swooping singletrack trails. This is one of the best performance value mountain bike helmets available, with styling and color options that will keep you feeling good mile after mile.



Matte Black



Matte Grey



Matte Dark Red

### FEATURES:

- Full Hardbody™ shell
- Removable visor
- Quick-Dry padding
- Reflectivity

### CONSTRUCTION:

In-mold polycarbonate shell with EPS liner

### FIT SYSTEM:

Roc Loc® Sport

### VENTILATION:

18 vents

### UNIVERSAL FIT™ SIZES:

UXL 22.75" - 25.5" / 58 - 65cm



A photograph of a young child riding a bicycle on a paved path, viewed from behind. The child is wearing a dark helmet, a dark long-sleeved shirt with a light-colored horizontal stripe across the chest, and dark pants. The child's feet are on the pedals. The background is a light-colored paved surface. The entire image has a semi-transparent dark green overlay. The text "2018 Youth Helmets" is centered over the image in a white, bold, sans-serif font.

# 2018 Youth Helmets



# Spring 2018 Youth Helmets Index



**Tremor MIPS >**



**Tremor >**



**Hale MIPS >**



**Hale >**



**Dime MIPS >**



**Dime >**



**Scamp MIPS >**



**Scamp >**



# Tremor MIPS

## A big hit with little shredders

NEW

When every curb is a jump and every patch of dirt screams for a skid, the Tremor™ MIPS® is there to keep smiles wide. Featuring some of the best technologies from our adult line, like In-Mold construction for reduced weight and enhanced durability, and our acclaimed Roc Loc® Sport system for fast, secure fit adjustments, ensure that the Tremor is ready for any ride. Tremor MIPS models also include an integrated Multi-Directional Impact Protection System (MIPS), which can redirect energy and provide more protection in certain impacts, providing the latest in head protection technology for junior riders.



Matte Black



Matte Dark Red



Matte Bright Green



Matte Bright Pink



Matte Glacier



Matte Purple

### FEATURES:

- Integrated MIPS® Technology
- Full Hardbody™ shell
- Removable visor
- Quick-Dry padding
- Reflectivity

### CONSTRUCTION:

In-mold polycarbonate shell with EPS liner

### FIT SYSTEM:

Roc Loc® Sport MIPS

### VENTILATION:

18 vents

### UNIVERSAL FIT™ SIZES:

UY 19.75" - 22.5" / 50 - 57cm





# Tremor

NEW

## A big hit with little shredders

When every curb is a jump and every patch of dirt screams for a skid, the Tremor™ is there to keep smiles wide, even when temporary limits are found. Some of the best features from our adult line, like In-Mold construction and our acclaimed Roc Loc® Sport fit system, offer the versatility, comfort, and wide adjustability young riders need to ride confidently. And with plenty of fun color options to choose from, there's a perfect option to match the thrill of riding and the feeling of joy after that first ride, or lap around the pumptrack.



Matte Black



Matte Dark Red



Matte Bright Green



Matte Bright Pink



Matte Glacier



Matte Purple

### FEATURES:

- Full Hardbody™ shell
- Removable visor
- Quick-Dry padding
- Reflectivity

### CONSTRUCTION:

- In-mold polycarbonate shell with EPS liner

### FIT SYSTEM:

- Roc Loc® Sport

### VENTILATION:

- 18 vents

### UNIVERSAL FIT™ SIZES:

- UY 19.75" - 22.5" / 50 - 57cm







# Hale MIPS

**More cool, more fun**

The Hale™ MIPS® stays cool in any situation. It's made with our simple and easy to adjust Roc Loc® Sport MIPS fit system, which offers a large adjustment range to provide a secure fit for growing kids. It comes with a removable visor too, and features the same In-Mold construction technology as our best adult models, which bonds the shell to the helmet for a lightweight, durable design. And of course it comes in a range of fun, kid-friendly colors! The Hale MIPS also includes a seamlessly integrated Multi-Directional Impact Protection System, which can redirect energy and provide more protection in certain impacts.



Matte Black



Matte Blue



Matte Red



Matte Lime



Matte Glacier



Matte Bright Pink



## FEATURES:

- Integrated MIPS® Technology
- Full Hardbody™ shell
- Removable visor
- Quick-Dry padding
- Reflectivity

## CONSTRUCTION:

In-mold polycarbonate shell with EPS liner

## FIT SYSTEM:

Roc Loc® Sports MIPS

## VENTILATION:

22 vents

## UNIVERSAL FIT™ SIZES:

UY 19.75" - 22.5" / 50 - 57cm





# Hale

NEW

## More cool, more fun

The Hale™ stays cool in any situation. It's made with our simple and easy-to-adjust Roc Loc® Sport fit system, which offers a large adjustment range to provide a secure fit for growing kids. It comes with a removable visor too, and features the same In-Mold technology as our best adult models, which bonds the shell to the helmet for a lightweight, durable design. And of course it comes in a range of fun, kid-friendly colors!



Matte Black



Matte Blue



Matte Red



Matte Lime



Matte Glacier



Matte Bright  
Pink

### FEATURES:

- Full Hardbody™ shell
- Removable visor
- Quick-Dry padding
- Reflectivity

### CONSTRUCTION:

- In-mold polycarbonate shell with EPS liner

### FIT SYSTEM:

- Roc Loc® Sport

### VENTILATION:

- 22 vents

### UNIVERSAL FIT™ SIZES:

- UY 19.75" - 22.5" / 50 - 57cm





# Dime MIPS

## No fuss, just right

The Dime™ MIPS® is a kid-sized version of our rugged Quarter™ MIPS adult helmet so it has all of the same great features – an EPS liner for impact management, a tough outer shell, riveted webbing anchors and plush, sweat absorbent pads. Dime is available in a bunch of great, kid-friendly colors too! Dime MIPS models are available with the Multi-Directional Impact Protection System. We believe MIPS can redirect energy and provide more protection in certain impacts.



Matte Black



Matte Blue



Matte Purple

### FEATURES:

MIPS® equipped

Polyurethane bumper coating helps protect EPS liner

### CONSTRUCTION:

ABS shell with EPS liner

### FIT SYSTEM:

Roc Loc® Vert

### VENTILATION:

9 vents

### SUPER FIT™ SIZES:

XS 18.5" - 20" / 47 - 51cm

S 20" - 21.75" / 51 - 55cm





**FEATURES:**

Dial fit system  
 MIPS® equipped  
 Polyurethane bumper coating  
 helps protect EPS liner

**CONSTRUCTION:**

ABS shell with EPS liner

**FIT SYSTEM:**

Roc Loc® Vert

**VENTILATION:**

9 vents

**SUPER FIT™ SIZES:**

XS 18.5" - 20" / 47 - 51cm

S 20" - 21.75" / 51 - 55cm

# Dime FS MIPS

## No fuss, just right

The Dime™ FS™ MIPS® is a kid-sized version of our rugged Quarter FS™ MIPS adult helmet so it has all of the same great features – an EPS liner for impact management, a tough outer shell, riveted webbing anchors and plush, sweat absorbent pads. Another standout feature – the Roc Loc® Vert dial fit system allows you to easily adjust the helmet for a secure and stable fit. Dime is available in a bunch of great, kid-friendly colors too! Dime FS MIPS models are available with the Multi-Directional Impact Protection System. We believe MIPS can redirect energy and provide more protection in certain impacts.



Matte Black



Matte Blue



Matte Purple





# Dime

## No fuss, just right

The Dime™ is a kid-sized version of our rugged Quarter™ adult helmet so it has all of the same great features – an EPS liner for impact management, a tough outer shell, riveted webbing anchors and plush, sweat absorbent pads. Dime is available in a bunch of great, kid-friendly colors too!



Matte Black



Matte Blue

Matte Bright  
Pink Blossom

Matte Dark Red

Matte Lime  
Blast

Matte Purple

### FEATURES:

Polyurethane bumper coating helps protect EPS liner

### CONSTRUCTION:

ABS shell with EPS liner

### FIT SYSTEM:

Roc Loc® Vert

### VENTILATION:

9 vents

### SUPER FIT™ SIZES:

XS 18.5" - 20" / 47 - 51cm

S 20" - 21.75" / 51 - 55cm





# Dime FS

No fuss, just right

The Dime™ FS™ is a kid-sized version of our rugged Quarter FS™ adult helmet so it has all of the same great features – an EPS liner for impact management, a tough outer shell, riveted webbing anchors and plush, sweat absorbent pads. Another standout feature – the Roc Loc® Vert dial fit system allows you to easily adjust the helmet for a secure and stable fit. Dime is available in a bunch of great, kid-friendly colors too!



Matte Black



Matte Blue



Matte Bright  
Pink Blossom



Matte Dark Red



Matte Lime  
Blast



Matte Purple

## FEATURES:

Dial fit system

Polyurethane bumper coating  
helps protect EPS liner

## CONSTRUCTION:

ABS shell with EPS liner

## FIT SYSTEM:

Roc Loc® Vert

## VENTILATION:

9 vents

## SUPER FIT™ SIZES:

XS 18.5" - 20" / 47 - 51cm

S 20" - 21.75" / 51 - 55cm







# Scamp MIPS

## For junior shredders

The Scamp™ MIPS® is packed with amazing features, including some of the same elements found in our best adult helmets, all in a smaller package designed to fit your child. The Roc Loc® Jr. fit system with pinch-guard buckle provides an easy way to fit your kid's helmet quickly and securely. With a wide size range, your child can use this helmet as they grow from balance bikes to training wheels. The design is inspired by the adults' Montaro MIPS / Montara MIPS, and since the Scamp™ is available in a range of kid-friendly colors and designs, your child will be excited to wear it every time they ride. Scamp MIPS models include the Multi-Directional Impact Protection System. We believe MIPS can redirect energy and provide more protection in certain impacts.



Matte Black



Matte Glacier

### FEATURES:

- In-mold construction
- Built-in visor
- Pinch-guard buckle
- Ponytail compatible
- MIPS® equipped

### CONSTRUCTION:

In-mold polycarbonate shell with EPS liner

### FIT SYSTEM:

Roc Loc® Jr.

### VENTILATION:

8 vents

### SUPER FIT™ SIZES:

XS 17.75" - 19.25" / 45 - 49cm

S 19.25" - 21" / 49 - 53cm





# Scamp

## For junior shredders

The Scamp™ is packed with amazing features, including some of the same elements found in our best adult helmets, all in a smaller package designed to fit your child. The Roc Loc® Jr. fit system with pinch-guard buckle provides an easy way to fit your kid's helmet quickly and securely. With a wide size range, your child can use this helmet as they grow from balance bikes to training wheels. The design is inspired by the adults' Montaro MIPS / Montara MIPS, and since the Scamp is available in a range of kid-friendly colors and designs, your child will be excited to wear it every time they ride.



Green /  
Lime Lines



Matte Black



Matte Blast



Matte Blue



Matte Dark Red



Matte Glacier



Matte Purple  
Blossom

### FEATURES:

- In-mold construction
- Built-in visor
- Pinch-guard buckle
- Ponytail compatible

### CONSTRUCTION:

- In-mold polycarbonate shell with EPS liner

### FIT SYSTEM:

- Roc Loc® Jr.

### VENTILATION:

- 8 vents

### SUPER FIT™ SIZES:

- XS 17.75" - 19.25" / 45 - 49cm
- S 19.25" - 21" / 49 - 53cm





### Super Fit Engineering

Our proprietary Super Fit™ sizing system is based on “human scale factors” data and over 25 years of handcrafting helmets. By creating helmet molds in up to 4 adult sizes to match the human body’s form, our Super Fit™ sizes comfortably and securely fit riders, and feel like they are custom made just for you.



### Universal Fit Sizing

Our Universal Fit™ helmets are sculpted to look good and fit great for almost anyone on the first try. By developing proprietary shell sizes based on specific customer groups, and combining them with an easily-adjustable fit system, it’s easy for you get the right fit, straight out of the box, without the hassle or expense of trying multiple sizes.



### Roc Loc® Air Fit System

This revolutionary fit system adds a new dimension to helmet performance by enhancing cooling, as well as fit comfort and stability. Using a patented design that suspends the helmet just slightly off the top of the skull, Roc Loc® Air allows cool airflow to pass directly over your head, further enhancing the performance of vents and internal channeling that exhaust heat out of the helmet. Fit and feel adjustments mimic the Roc Loc® 5, allowing you to easily custom tune fit tension and fore-aft tilt of the helmet in seconds using a single hand.



### Roc Loc® 5 Fit System

The industry benchmark in comfort, stability, adjustability and weight savings. In addition to enhancing the fit and comfort of helmets, Roc Loc® 5 allows you to easily custom tune the fit tension and the fore-aft tilt of the helmet in seconds using a single hand. And it’s lighter than comparable systems too, making it the ultimate in skull-hugging luxury.



### Roc Loc® Sport

The Roc Loc® Sport fit system offers easy one-handed operation with a 7cm adjustment range. Its confident clicking feel and sound lets riders know that the helmet is adjusting to a comfortable fit. With comfort similar Roc Loc® 5 and ponytail compatibility, the new Roc Loc® Sport fit system brings premium function to sport level helmets.



### Roc Loc® City

The Roc Loc® City fit system features a rubberized dial for easy adjustability and large plush pads for ultimate comfort and stability. The fit system is made of a durable flexible material for long term performance and daily lockability. The three positions of vertical adjustability, and 6cm range make this a perfect fit, for your daily use.



### Auto Loc Fit System

Auto Loc™ is a simple, durable self-adjusting fit system designed to take the hassle out of fitting and wearing a helmet. By combining a supple elastic fit band at the back of the helmet with fixed-position straps, it automatically adjusts to cradle your head once you set the system to one of the three different circumference settings.



### Roc Loc® Junior

Roc Loc Jr. is a simple, durable, dial fit system specifically shaped to match the curvature of a child’s head. The shape was developed with years of research into anatomic data to ensure a secure, comfortable fit. A large, rubberized knob makes it easy for adults to adjust the helmet for proper tension, allowing kids to quickly start their ride.



### MIPS Technology

The MIPS Multi-Directional Impact Protection System consists of three main components: the EPS liner, the Low Friction Liner and an elastomeric attachment system between them. In an angled impact, the elastomeric attachment system stretches to allow the EPS liner to rotate independently around your head. Helmets equipped with MIPS redirect energy to provide more protection in certain impacts, without compromising fit, ventilation or style.



### P.O.V. Plus™

Our P.O.V. Plus visor features an adjustment mechanism that lets you move the visor up and down in indexed steps. These steps include three riding positions plus a high position for goggle storage above your brow. The design allows you to easily adjust your visor with one hand while riding.





### Women's Series

The Women's Series™ is a diverse collection of helmet styles, fits and prices tailored to the demands of female riders. While the level of detail and range of colors is unique within the Women's Series helmets, they do not feature a unique "women's fit." That's because there is no anatomic difference between women and men's heads except for the average skull diameter measurement. And since Giro helmet sizes cover 98% of the human population, we believe the Women's Series offers more options to women than any other brand.



### X-Static® Padding

X-Static padding contains a fiber made with layers of pure silver that is permanently woven into the fabric. Silver has natural anti-microbial performance that helps to reduce odor and regulate heat, so your helmet stays fresh and comfortable, naturally.



### Vinyl Nitrile

Vinyl Nitrile (VN) is a soft and flexible material with exceptional impact management properties. Unlike expanded polystyrene (EPS) foams which can have diminished performance from each successive impact, VN can rebound to consistently absorb impact energy over more than a single impact when utilized appropriately.



### E-PLA Liner

This revolutionary new helmet liner is made from plant biomass. E-PLA has a lower environmental burden than traditional expanded polystyrene (EPS) foam, yet it performs like EPS when managing impact energy. When the helmet is damaged or ready for replacement, you can disassemble the components for recycling and composting.



### In-Mold Construction

The In-Mold construction process permanently fuses a light-yet-durable outer shell with the helmet's impact-absorbing EPS foam liner, enhancing the strength of both parts. This fusion process reinforces areas around vents and ribs, creating a one-piece 'exoskeleton' that allows the helmet to be lighter, more durable, and better ventilated than helmets with shells that are fastened or adhered to the liner.



### Hard Shell Construction

Hard shell construction is the traditional method of combining a durable, molded outer shell with an impact-absorbing EPS foam liner. By molding the shell separately from the helmet's liner we can optimize the shell material, thickness and finish to create helmets that are tough yet stylish, and ideally suited to the style of riding they're built for.



### P.O.V.™ Visor

Point Of View™ visors are anchored by a patented internal clutch mechanism that allows 15-degrees of tool-free, on-the-fly vertical adjustment while preventing the visor from rattling and coming loose over rough and technical terrain. They're also easily removed without tools.



### Wind Tunnel Ventilation

Giro helmets are developed utilizing our proprietary Wind Tunnel™ ventilation system. This elaborate design combines active vents in the helmet's shell with exhaust channels inside the helmet that thrust fresh, cool air over and around the rider's head while forcing heat and stale air out. It's the most effective cooling system available, and a difference you can feel every time you ride.



### Roll Cage Reinforcement

Roll Cage™ is a light-yet-tough web of reinforcement invisibly molded inside a helmet's EPS foam liner. It helps the helmet to hold together under impact, and provides an extra measure of strength and integrity that you'll never notice...unless you need it.



### Thermoformed SL Roll Cage

The Thermoformed SL Roll Cage™ is an ultra light polycarbonate skeleton fused into a helmet's impact-absorbing foam liner. Visible on the bridges between vents, this layer of armor acts like a second shell, enhancing structural support, impact dispersion and penetration resistance while allowing us to carve the biggest vents possible without compromising the helmet's strength or integrity.



### Hydrophilic Padding

The Hydrophilic Pad can absorb up to 10 times its own weight in water, helping you manage sweat while riding. The pad retains moisture to prevent sweat from dripping into your eyes, and then dries quickly. The antimicrobial, X-Static lining helps to reduce odor, keeping your helmet fresh.